




## UltraTech Cement Limited **Q4FY26 Results**

A Force for  
Nation Building

# Agenda



Macro  
overview



Business  
highlights



Financial  
performance



ESG  
updates

# Macro overview



# Macro Indicators



- RBI estimates India's FY26 GDP growth at ~7.6%, reflecting economic resilience
- Evolving Geopolitical environment

- RBI maintained repo rate at 5.25% and retained neutral policy stance
- Low and stable interest rates will help support domestic demand

- Government capex (Central/State/CPSEs) grew 9% YoY in 11MFY26
- GST collection grew 7.7% YoY and 8.3% QoQ in Q4FY26, indicating sustained economic activity

- CPI inched up to 3.4% in March'26, from 3.2% in February'26
- IIP grew 5.2% YoY in February'26, up from 4.8% in January'26

# Key drivers across regions

## North



- Housing and rural markets registered growth across all regions.
- Infrastructure demand was subdued due to GRAP IV restrictions in Delhi NCR and adverse weather conditions in Jammu & Kashmir, Himachal Pradesh and Uttarakhand..
- Commercial sector demand remained resilient.

## Central



- Housing sector demand was supported by robust harvest driven cash flows and improved labour availability.
- Infrastructure demand was stable led by key projects like Lucknow-Kanpur Expressway, Varanasi-Kolkata Expressway, Kanpur Ring Road, Lucknow Airport Phase II, Ken-Betwa River linking project, Chinki Boras project.
- Commercial sector demand registered growth across regions.

## East



- Housing sector demand was supported by pre-election spends under the Banglar Bari scheme in West Bengal, complemented by ample labour availability and post-harvest cash flows.
- Infrastructure sector demand was constrained due to fiscal issues.
- Commercial sector demand remained broadly stable.

## West



- Housing and rural sector demonstrated steady growth.
- Infrastructure sector demand in Maharashtra continued to expand, driven by projects such as the Mumbai Metro, Mumbai-Delhi Expressway, Nagpur Metro extension, High-Speed Rail corridor, and various NHAI initiatives. Gujarat witnessed muted demand owing to the near-completion of major projects like, High-Speed Rail corridor and delays in the announcement of new projects.
- Commercial sector demand registered growth across regions.

## South



- Housing and rural sector demand grew across all regions.
- Infrastructure sector demand also improved, driven by marquee projects such as the Bangalore Metro, the NH-66 project in Kerala and Karnataka, the Integrated Renewable Energy project in Kurnool, Udangudi Port, the Bangalore-Vijayawada Highway, and Bhogapuram Airport.
- Commercial demand registered growth across regions.



# West Asia conflict update



## Implication on Cement Industry

Imported coal  
& petcoke  
price volatility

\$10 cost increase leads to  
negative impact of  
Rs. 60-70 on EBITDA/t

Cement bag  
availability and  
cost pressure

10% cost increase leads to  
negative impact of  
Rs. 15-20 on EBITDA/t

Higher  
diesel cost

10% cost increase leads to  
negative impact of  
Rs. 25-30 on EBITDA/t

Other indirect  
impacts

India's growth story intact

IMF raises India's FY27 GDP growth forecast to 6.5%

# Business highlights



# Q4FY26 Key highlights

**42.41 MTPA**

Domestic Grey Cement Volume

↑ 9.3% YoY

**Rs. 25,467 Cr**

Consolidated Revenue

↑ 11.8% YoY

**Rs. 1,253**

Operating EBITDA/t

↑ Rs. 127/t YoY

✓ Robust growth in Volume, Revenues, and Profitability

# Q4FY26 Operational performance



## 2.7 MTPA

Grey Cement capacity  
commissioned

**Total: 196.8 mtpa\***

## 5,568

UBS outlets

**↑ 21% YoY**

## 367 km

Lead distance

**↓ 18km YoY**

## 414 MW

WHRS capacity

**↑ 18% YoY**

## 1.39 GW

Renewable Power capacity

**↑ 36% YoY**

## 43%

Green Power mix

**↑ 25% YoY**

\*UltraTech's global grey cement capacity as on 31st March 2026

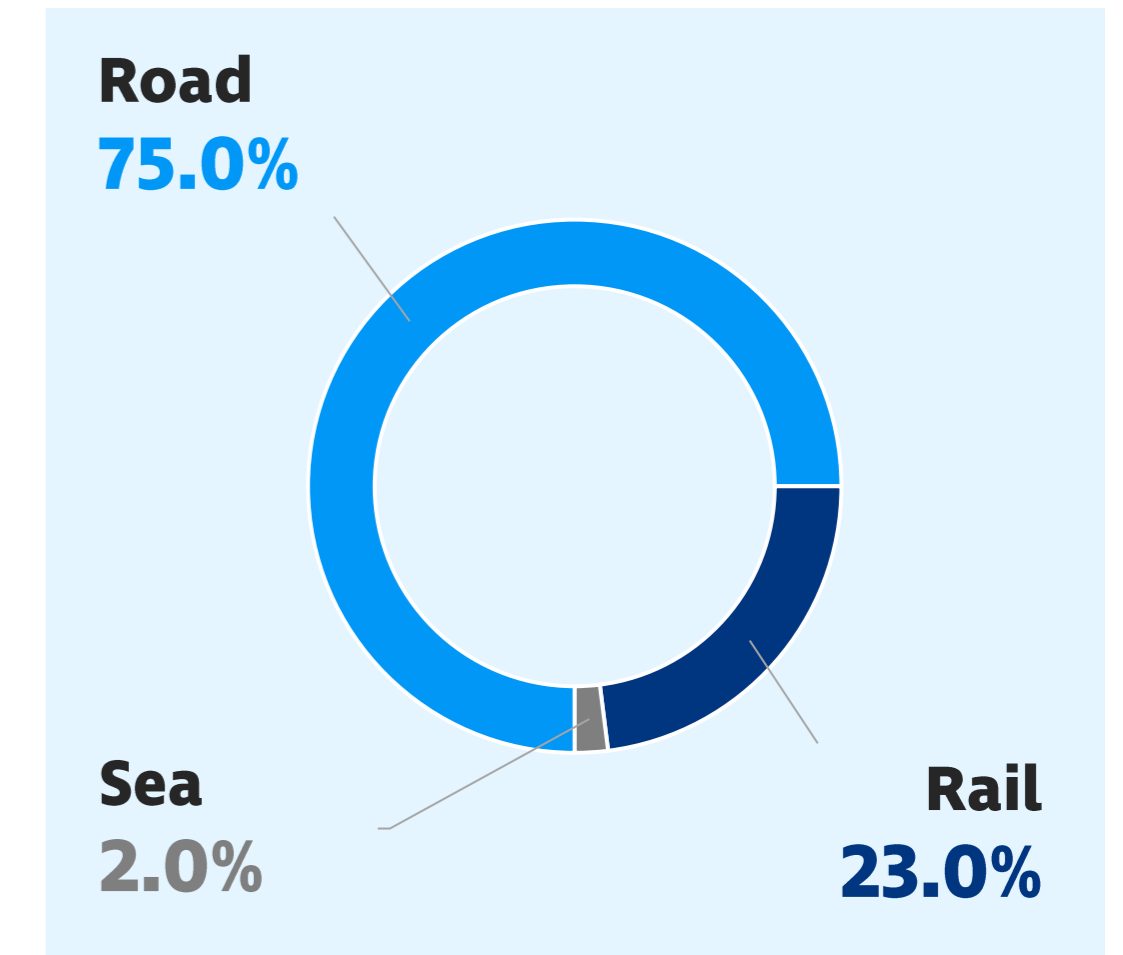
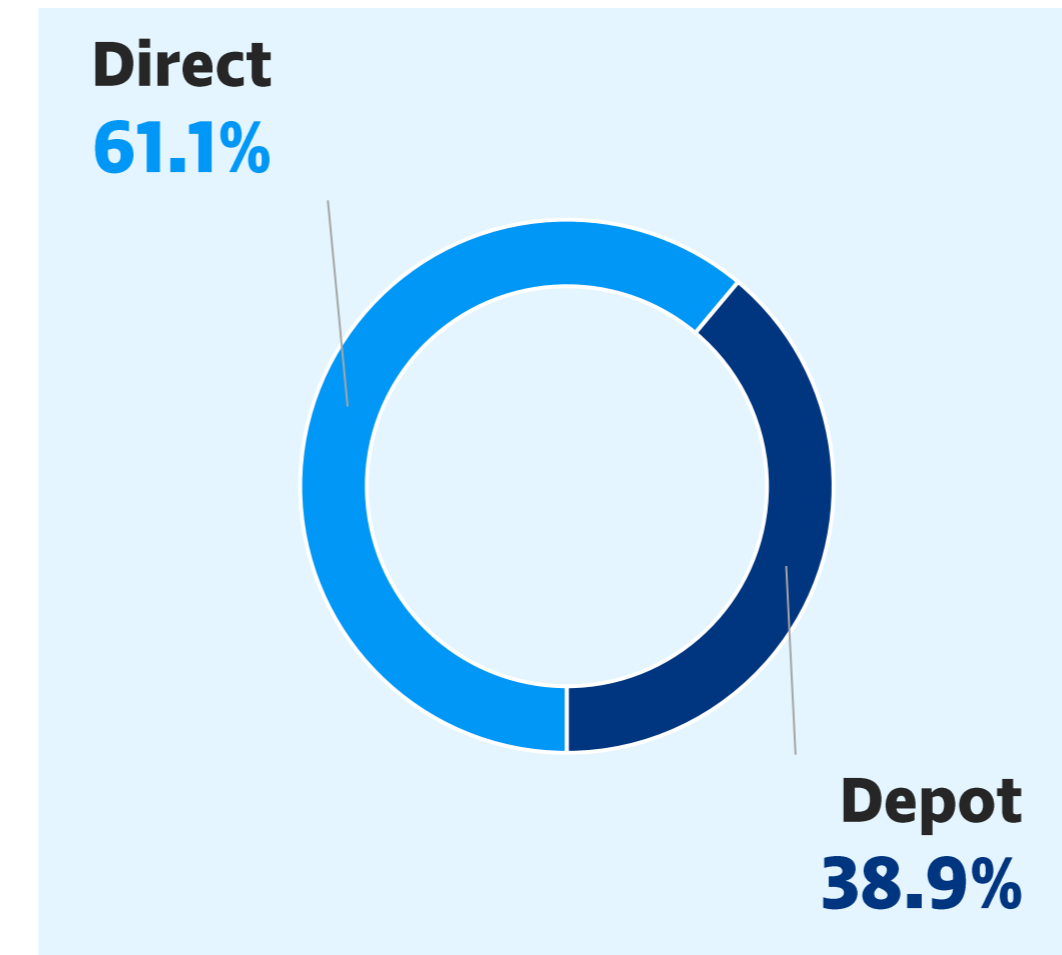
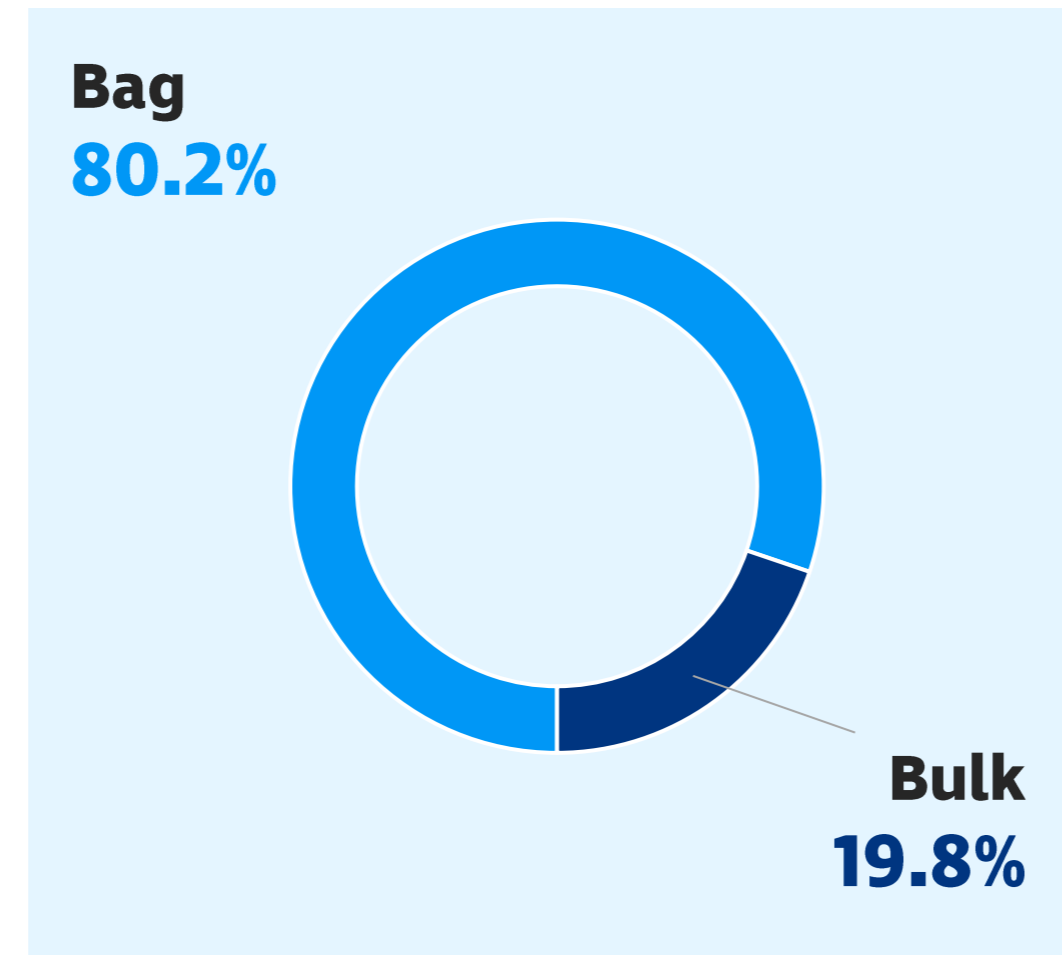
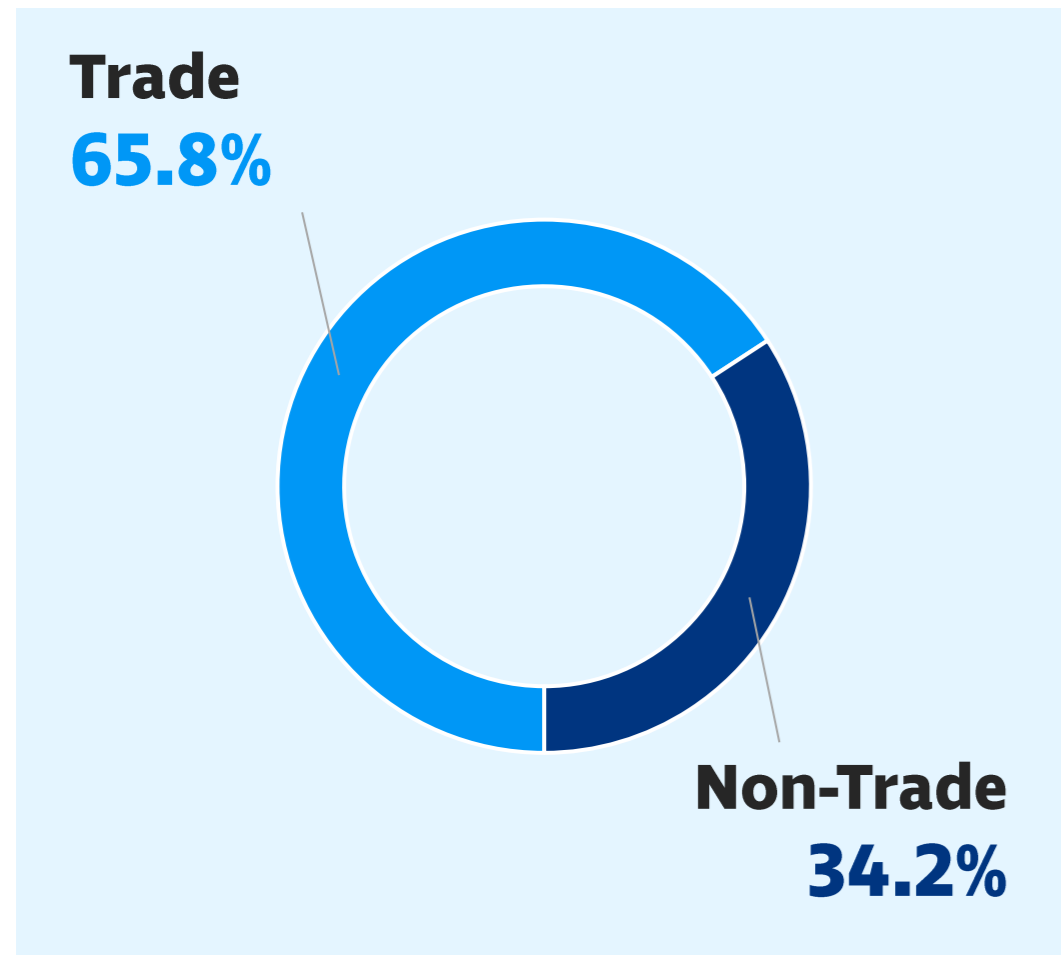
# Consolidated Sales volume



Particulars	Q4FY26		FY26	
	Volume (MnT)	Growth (YoY)	Volume (MnT)	Growth (YoY)^
UltraTech Grey Cement (Domestic)	42.01	15.2%	140.00	11.9%
India Cements	3.12	18.0%	10.33	15.2%
Inter-Company elimination	(2.73)	-	(5.33)	-
<b>Grey Cement (Domestic)</b>	<b>42.41</b>	<b>9.3%</b>	<b>145.00</b>	<b>8.4%</b>
White Cement (Domestic)	0.65	15.3%	2.17	11.2%
Overseas (Grey + White)	1.66	(2.6%)	7.20	13.1%
Export and Others	0.09	(37.3%)	0.52	(30.3%)
<b>Consolidated Sales volume*</b>	<b>44.71</b>	<b>9.0%</b>	<b>154.25</b>	<b>8.6%</b>
<b>UltraTech Brand Sale</b>	<b>41.88</b>	<b>19.1%</b>	<b>137.66</b>	<b>15.4%</b>
<b>Other Brands Sale</b>	<b>0.53</b>	<b>-</b>	<b>7.34</b>	<b>-</b>

✔ UltraTech brand grew 19.1% in Q4FY26

# Q4FY26 Sales performance



# Q4FY26 Ready Mix Concrete



**465**

**Plants**

↑ 70 plants YoY

**167**

**Cities**

↑ 12 cities YoY

**4.78 Mn m<sup>3</sup>**

**Volume**

↑ 20% YoY

**Rs. 2,262 Cr**

**Revenue**

↑ 24% YoY

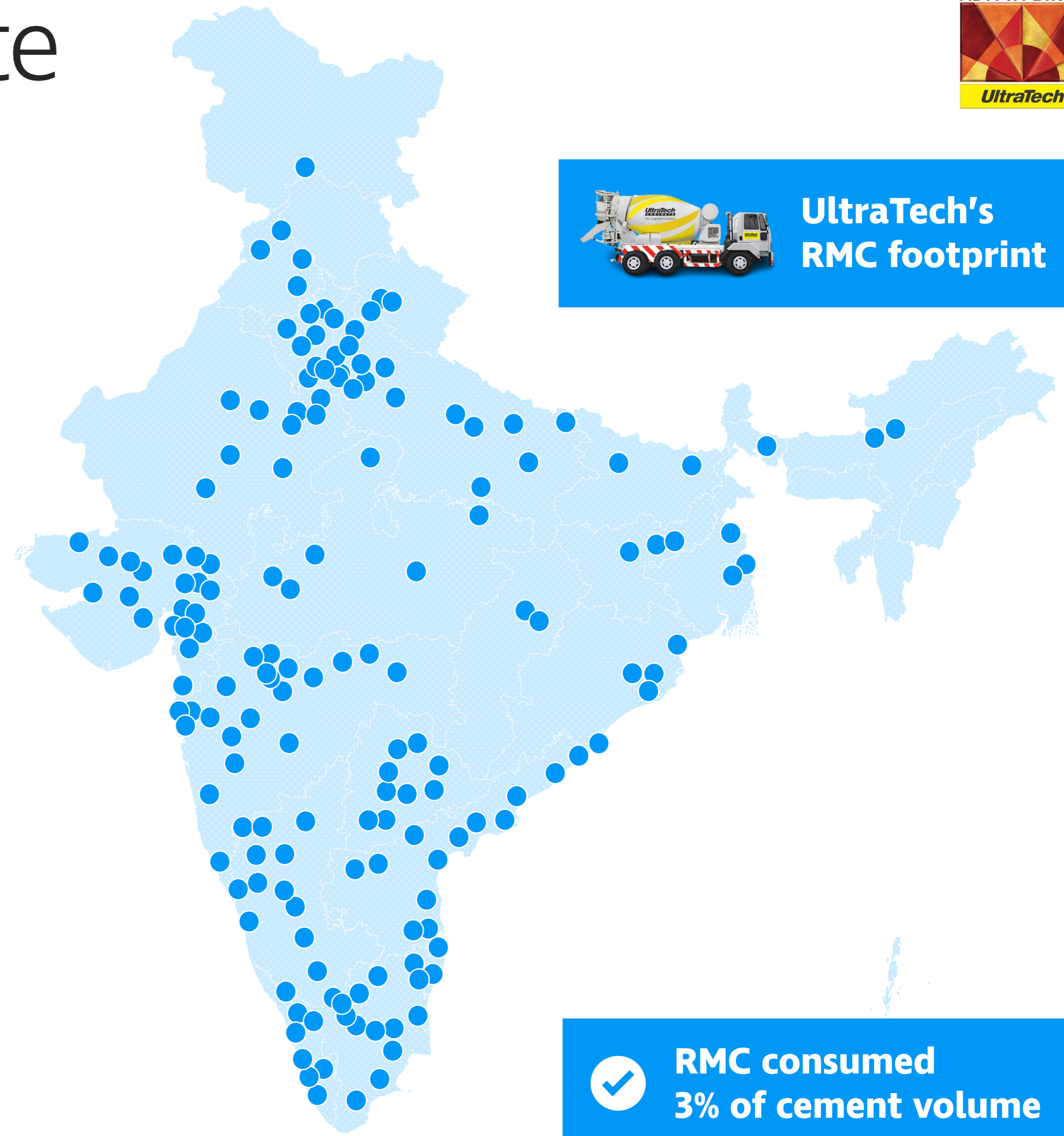
**1.34 MnT**

**Cement consumed**

↑ 21% YoY

**33%**

**RoCE**



✓ RMC consumed 3% of cement volume

# Progress on Sustainable Cost Improvement Initiatives

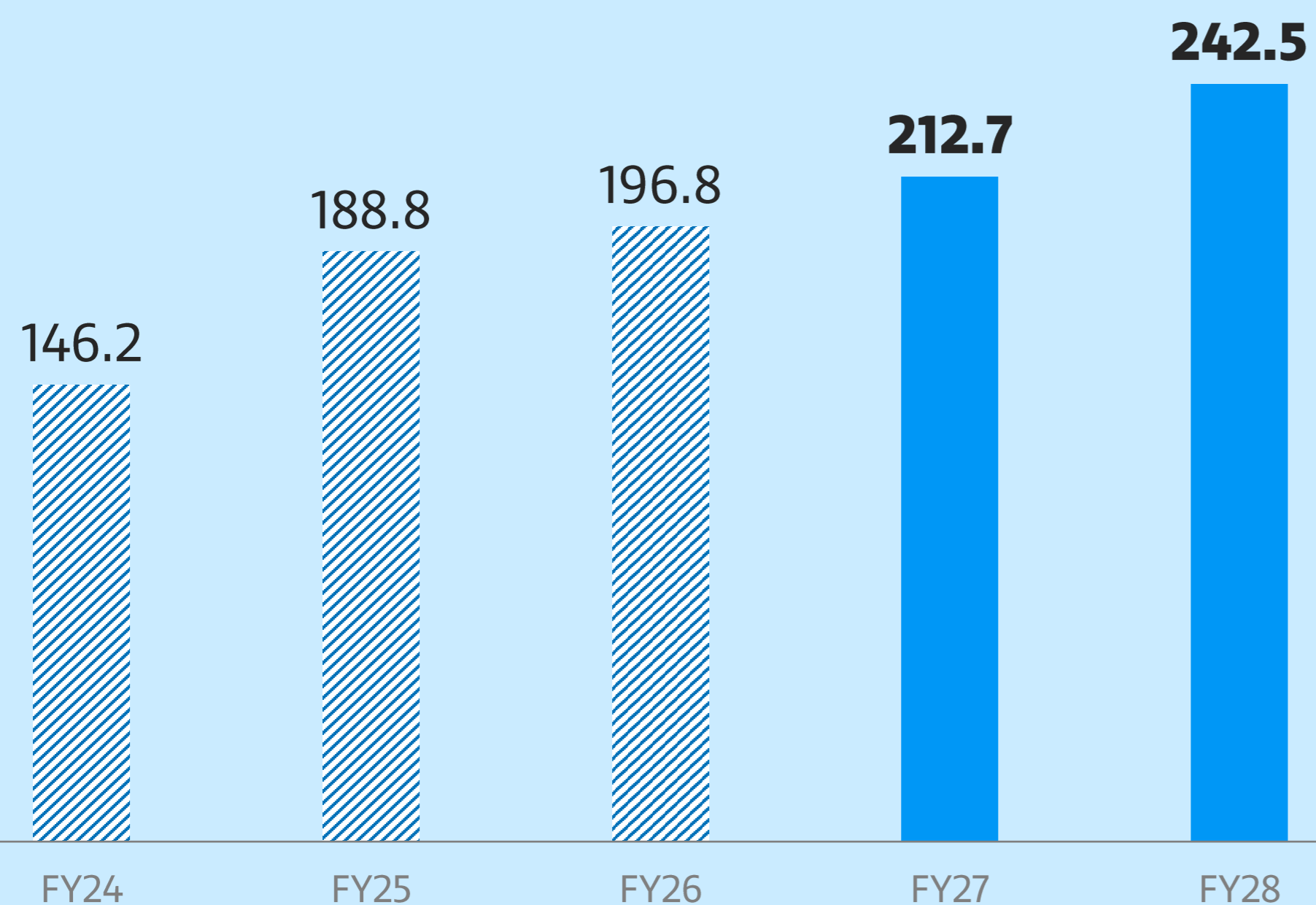
Particulars	UOM	FY24	FY25	FY26	Efficiency gains (Rs./t)*	
					FY25	FY26
WHRS Capacity	MW	278	342	414	19	13
Renewable Power	MW	612	1,021	1,392	12	12
Clinker Conversion	times	1.44	1.46	1.48	9	2
Alternative Fuel Mix	%	5.1%	6.1%	7.2%	4	7
Primary Lead	km	402	384	367	44	47
Power consumption	Rs./kWh	71.4	70.7	68.9	4	9
Heat consumption	kcal/kg of clinker	720	719	717	2	2
<b>Total</b>					<b>92</b>	<b>93</b>

 Cumulative efficiency gains of Rs. 185/t achieved

# UltraTech marching ahead



## Grey Cement Capacity (MTPA)



## Grey Cement Capacity (MTPA)

Zones	FY26	Apr to Mar-27	FY27	Apr to Mar-28	FY28
North	37.5	5.7	43.2	15.0	58.2
Central	35.6	-	35.6	-	35.6
East	33.3	3.3	36.6	6.6	43.2
West	34.5	-	34.5	6.0	40.5
South	50.5	6.9	57.4	2.2	59.6
<b>All India</b>	<b>191.4</b>	<b>15.9</b>	<b>207.3</b>	<b>29.8</b>	<b>237.1</b>
Overseas	5.4		5.4		5.4
<b>Overall</b>	<b>196.8</b>		<b>212.7</b>		<b>242.5</b>

# Capacity expansion roadmap



Plan for FY27	Cement Capacity (MTPA)
<b>Greenfield</b>	
Visakhapatnam, Andhra Pradesh	3.0
Shahjahanpur, Uttar Pradesh	2.7
Petnikota, Andhra Pradesh	3.6
<b>Brownfield</b>	
Patratu, Jharkhand	3.0
Pali, Rajasthan	3.0
Slag Mills (Visakhapatnam, Patratu)	0.6
<b>Capacity addition in FY27</b>	<b>15.9</b>

Commissioned till date

Plan for FY28	Cement Capacity (MTPA)
<b>Greenfield</b>	
Sehore, Madhya Pradesh	3.0
Lalitpur, Uttar Pradesh	1.8
Banka, Bihar	3.3
<b>Brownfield</b>	
Wanakbori, Gujarat	2.4
Jharsuguda, Odisha	2.3
Dankuni, West Bengal	1.0
Vikram Cement Works, Madhya Pradesh	1.4
Parli, Maharashtra	1.2
Dhar, Madhya Pradesh	1.4
Dadri, Uttar Pradesh	2.7
Jhajjar, Haryana	2.7
Gujarat Cement Works, Gujarat	2.4
Bathinda, Punjab	1.4
Chennai, Tamil Nadu (ICL)	1.8
Banswara, Rajasthan (ICL)	0.6
Dalavoi, Tamil Nadu (ICL)	0.4
<b>Capacity addition in FY28</b>	<b>29.8</b>

# Powering India's Infrastructure Projects



**Kumar Bhaskar Varma Setu, Assam**



UltraTech Cement is a key cement supplier for the project

**Noida International Airport, Uttar Pradesh**



UltraTech Cement is a key cement supplier for the project

# New Product Launch - Construction Chemicals



**Weather Pro Top-Shield EZY — 2X Protection for Roof Against Dampness!**



**NEW**

**UltraTech WEATHER PRO**  
Waterproofing System

ADITYA BIRLA CEMENT

## TOP-SHIELD EZY 2X PROTECTION FOR YOUR ROOF FROM DAMPNES

FROM INDIA'S NO 1 CEMENT

**UltraTech WEATHER PRO**  
TOP-SHIELD EZY  
HYBRID WATERPROOF COATING

10 YEARS WARRANTY

Acrylic - PU Technology

Crack Bridging Ability upto 2mm\*\*

Anti-algal & Anti-fungal

Reduction in surface temperature upto 10°C\*\*

Waterproofing System

SCAN FOR MORE DETAILS

**10 YEARS WARRANTY**

FROM INDIA'S NO.1 CEMENT\*

\*UltraTech, India's No. 1 cement - visit [ultratechcement.com](http://ultratechcement.com) for claim details. #For Terms & Conditions please scan the QR code above.

# Wires and Cables | Progress update



Facility set-up completed, machine installation near completion

Key Regulatory approvals in place

ERP and CRM testing underway; Leadership team onboarded

Channel partners, B2B customer and influencer onboarding underway

**Rs. 1,800<sub>Cr</sub>**

**Investment approved**

**~Rs. 764<sub>Cr</sub>**

**Committed till March 2026**

# Financial performance



# Consolidated Revenues



Particulars	Q4FY26		FY26	
	Rs. Cr	Growth (YoY)	Rs. Cr	Growth (YoY)
UltraTech Grey Cement (Domestic)	21,148	15.3%	70,666	13.6%
India Cements	1,211	0.9%	4,454	-
White Cement (Domestic)	800	14.9%	2,665	8.8%
Ready Mix Concrete	2,262	24.4%	7,747	25.6%
Construction Chemicals	418	44.2%	1,237	34.3%
Overseas (Grey + White)	1,134	21.5%	4,292	32.0%
Export and Others	144	14.9%	490	(65.6%)
<b>Total*</b>	<b>25,467</b>	<b>11.8%</b>	<b>87,384</b>	<b>16.6%</b>

# Operating EBITDA/t

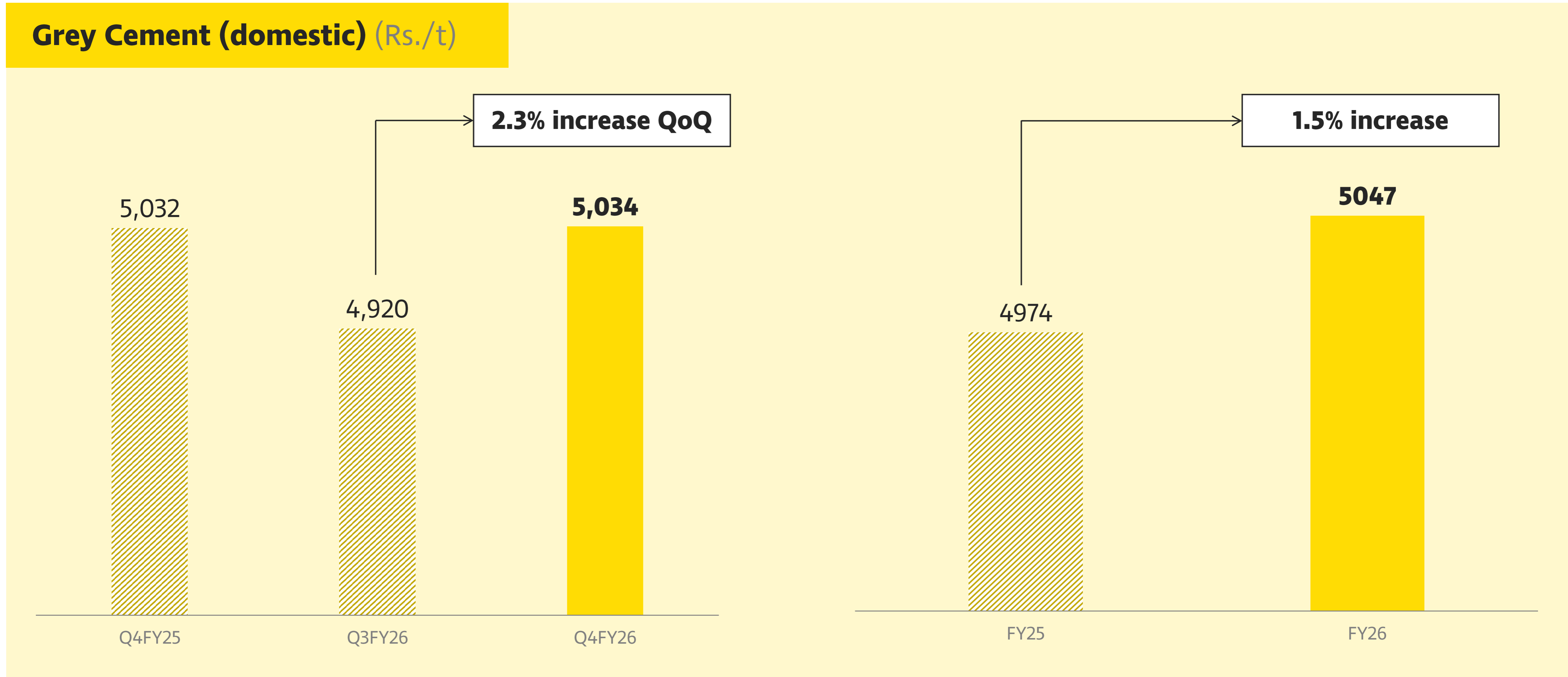


<b>Particulars</b>	<b>Volume (MnT)</b>	<b>Operating EBITDA (Rs./t)</b>
<b>UltraTech</b>	<b>41.58</b>	<b>1,296</b>
India Cements *Incl. UltraTech Brand Sales	3.12	670*
<b>Total</b>	<b>44.71</b>	<b>1,253</b>

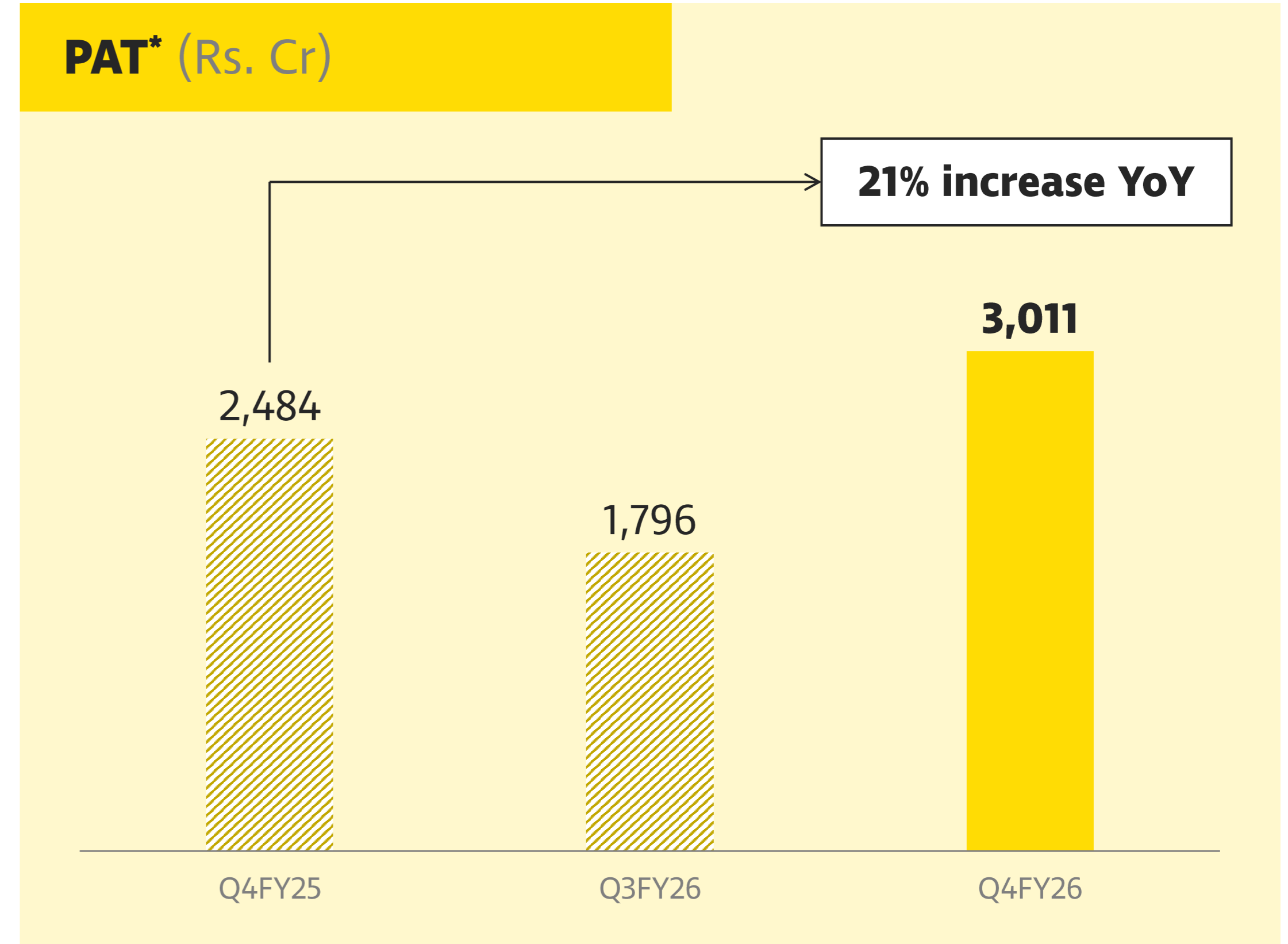
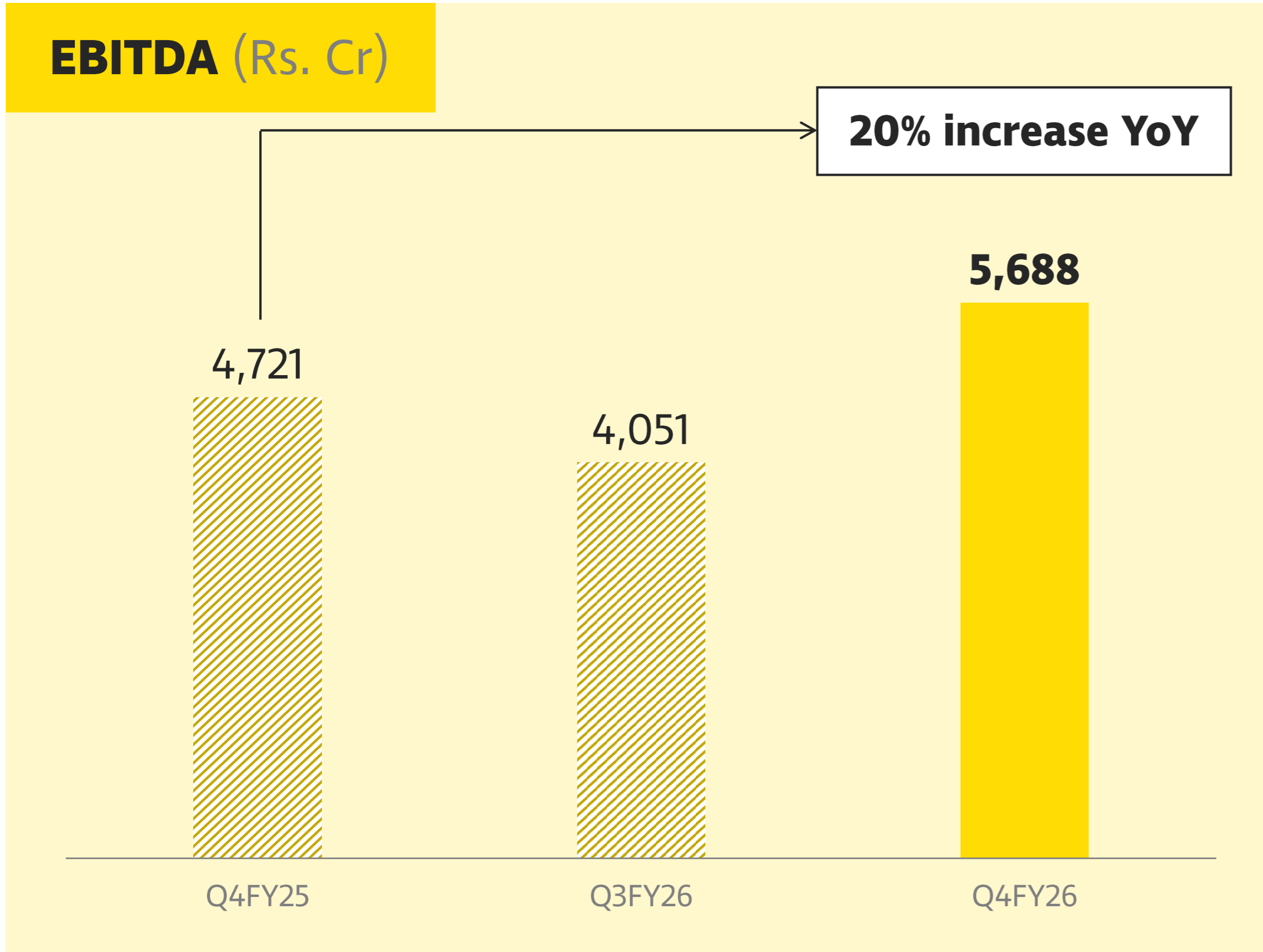
# Sales Realisation



## Grey Cement (domestic) (Rs./t)



# Profitability


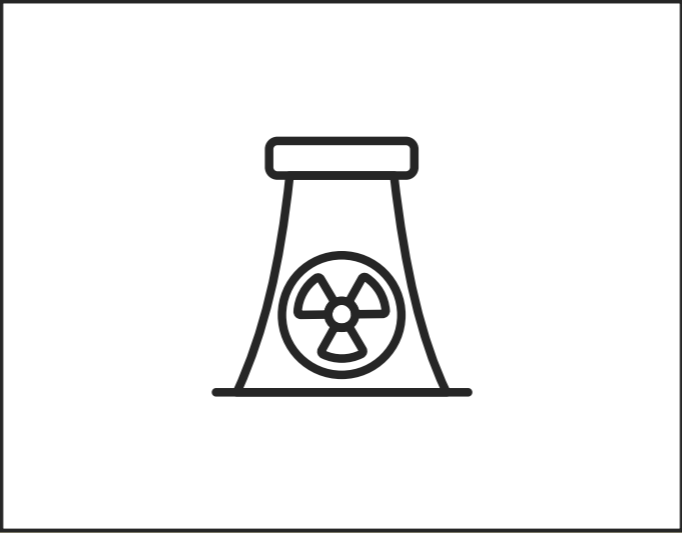

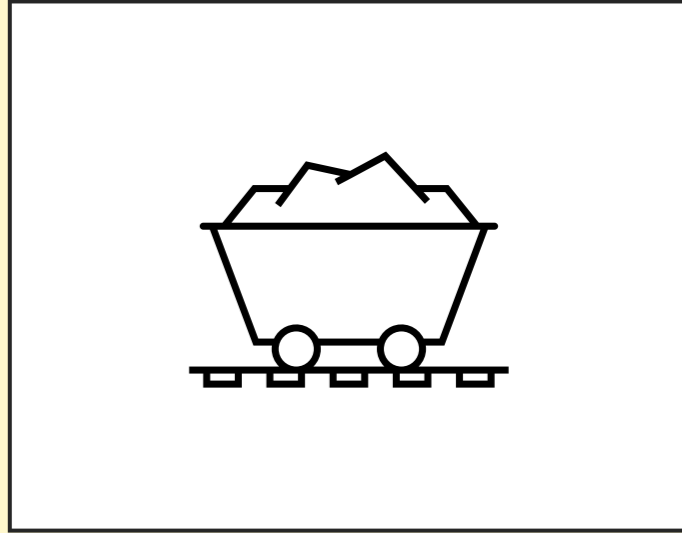


✓ **Highest ever quarterly EBITDA and PAT**

\*Before exceptional items

# Grey Cement: Q4FY26 Key cost indicators

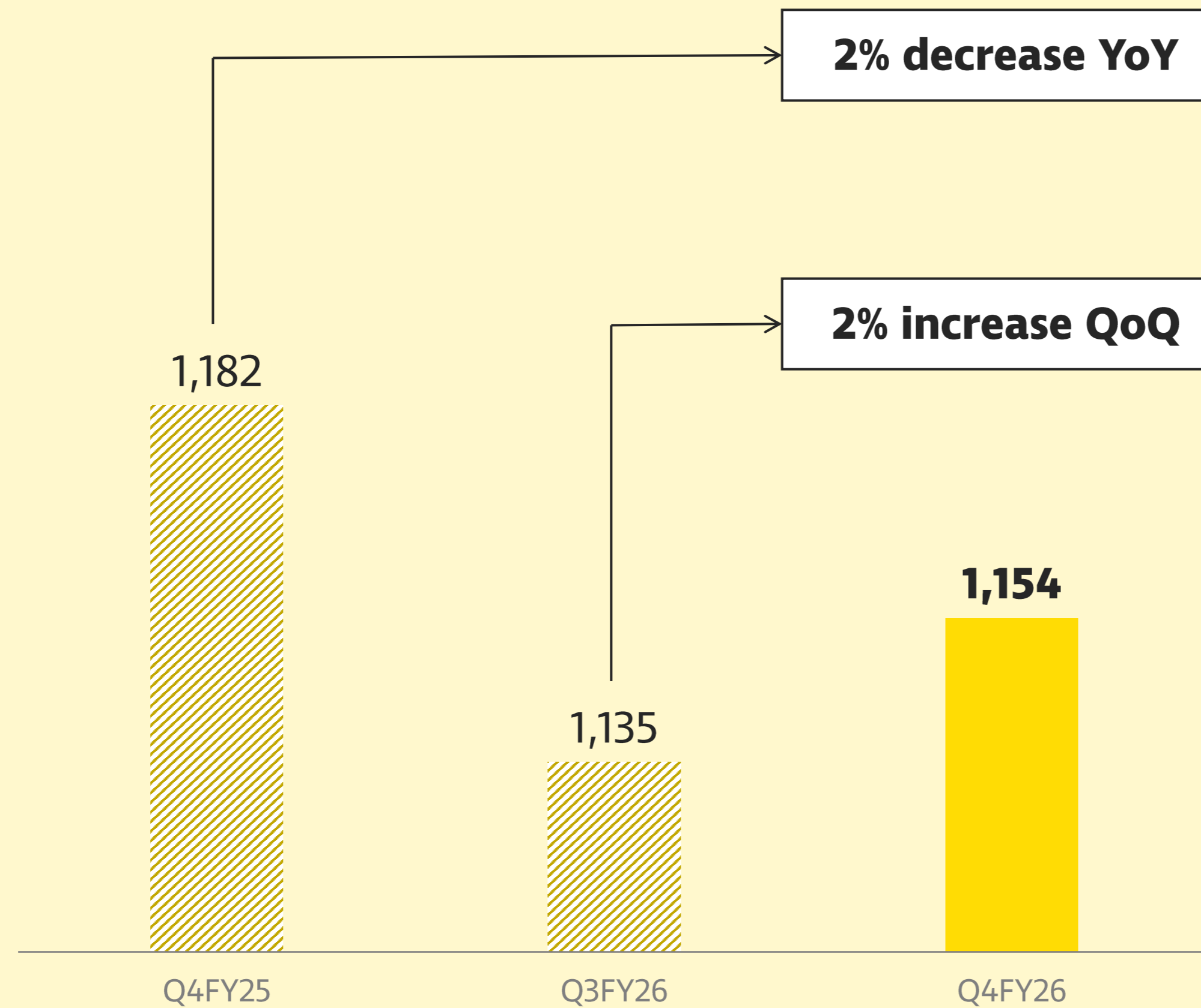


	Logistics	Fuel	Power	Raw material
				
% of total costs	<b>32%</b>	<b>21%</b>	<b>9%</b>	<b>17%</b>
Rs./t	<b>1,154</b>	<b>874</b>	<b>325</b>	<b>658</b>
QoQ	<b>2%</b> ↑	<b>1%</b> ↓	<b>7%</b> ↓	<b>1%</b> ↓
YoY	<b>2%</b> ↓	<b>1%</b> ↓	<b>9%</b> ↓	<b>6%</b> ↑

# Grey Cement: Logistics cost



## Logistics cost (Rs./t)



### YoY

- Reduction in lead distance by 18 km
- Improvement in logistics efficiency

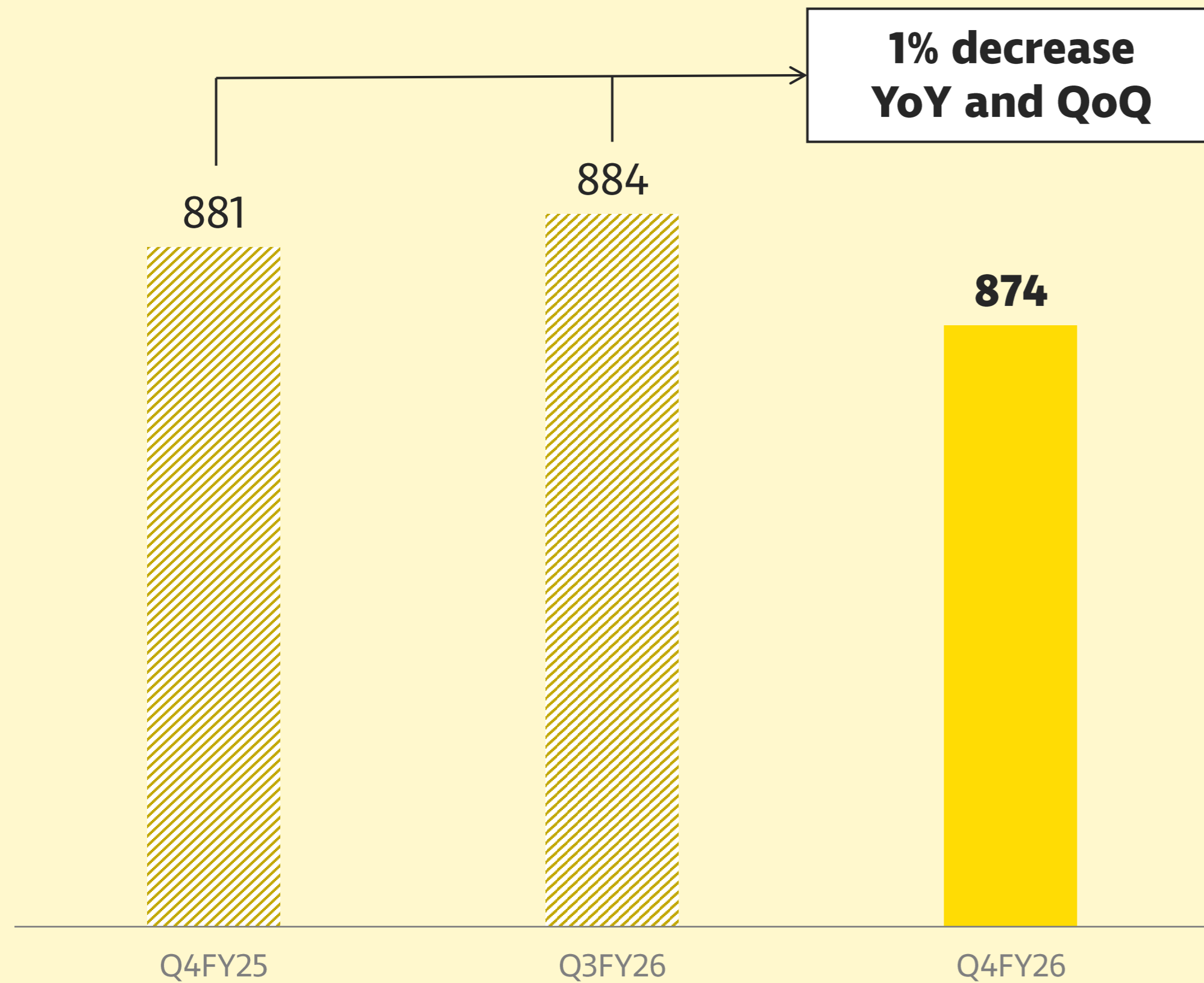
### QoQ

- Higher lead distance by 4 km
- Higher despatches

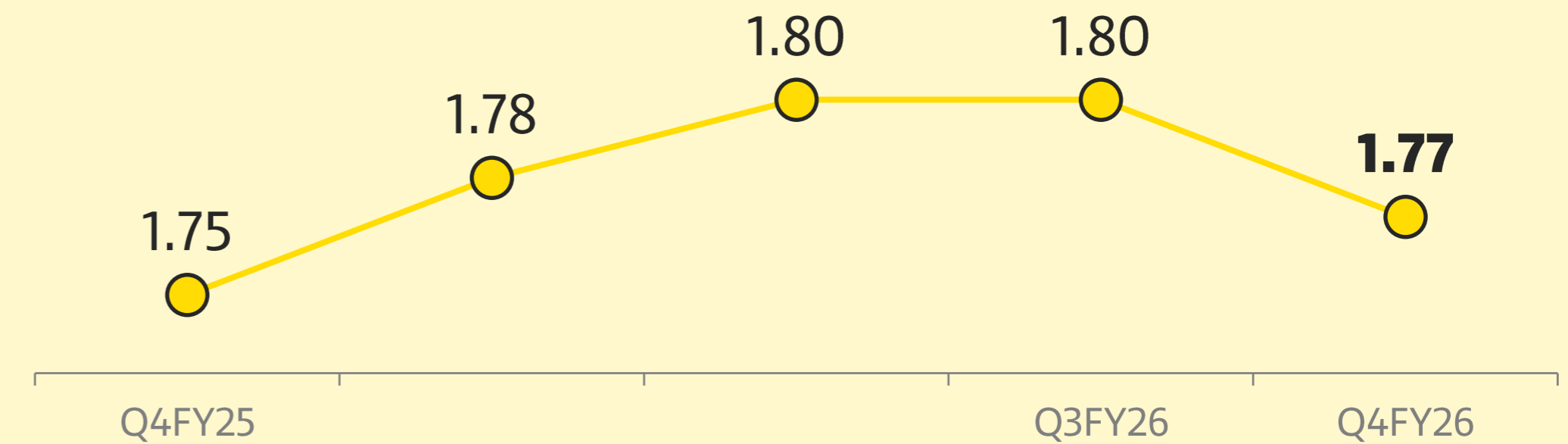
# Grey Cement: Fuel cost



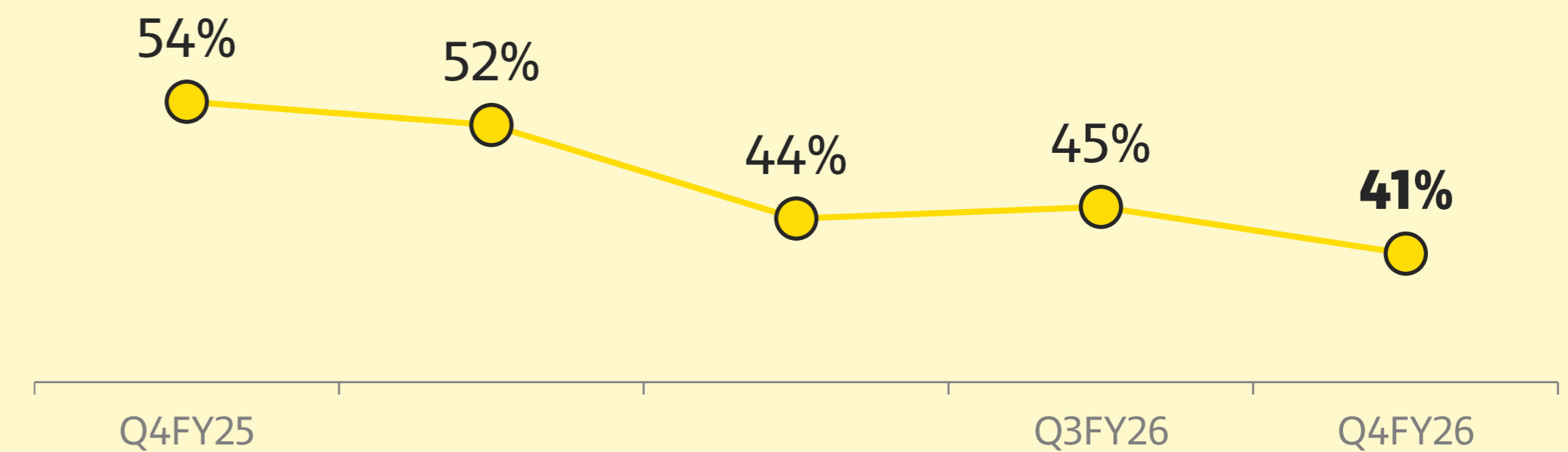
## Fuel cost (Rs./t)



## Fuel rate (Rs./kcal)



## Pet coke consumption mix



# Grey Cement: Power cost

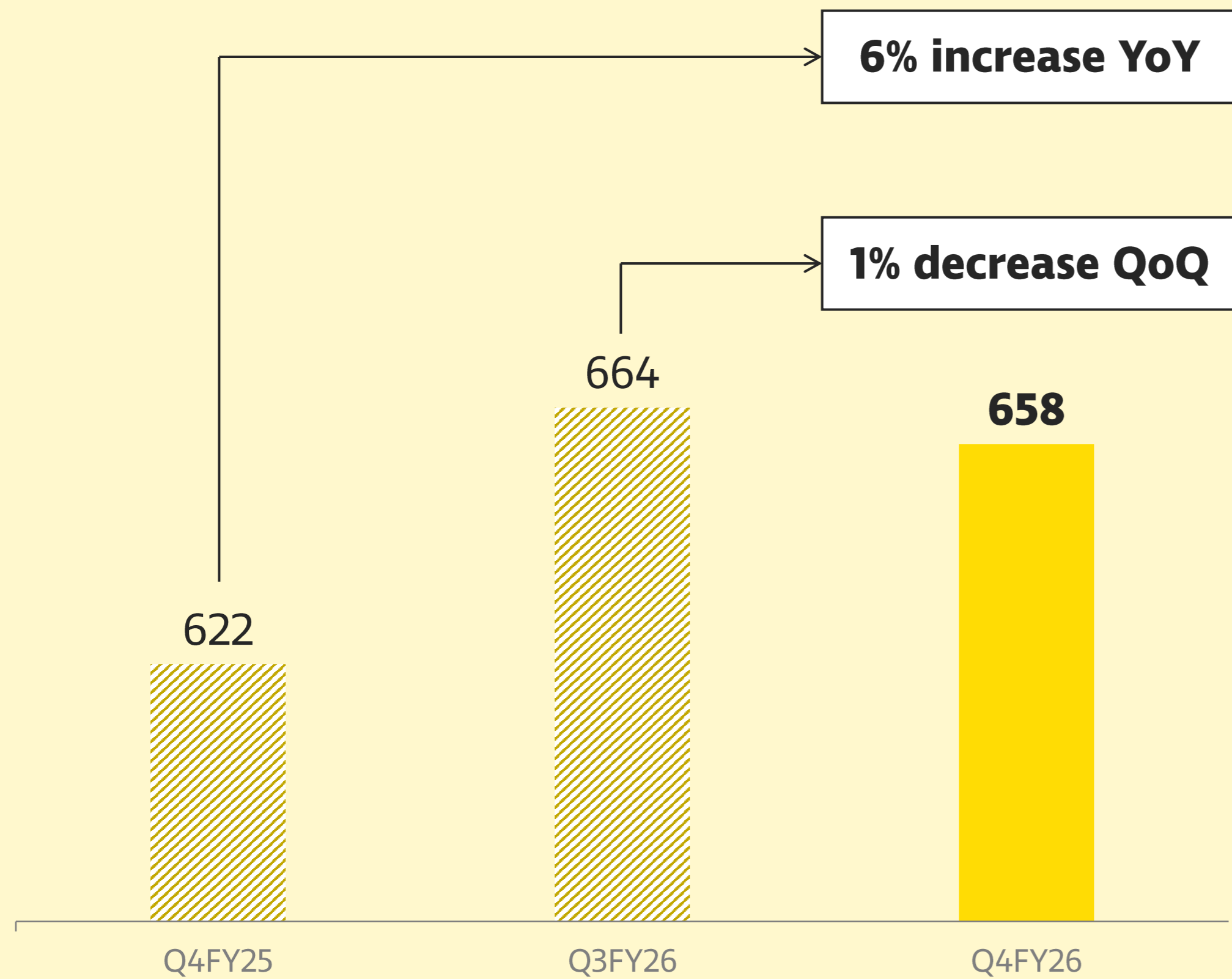


Particulars	Q4FY25		Q4FY26	
	Power mix	Rate (Rs./kWh)	Power mix	Rate (Rs./kWh)
Captive thermal power	42.0%	6.48	36.4%	5.99
State grid and others	23.6%	6.97	20.6%	7.62
Renewable energy	13.9%	4.36	20.4%	4.45
Waste heat recovery system	20.5%	0.71	22.6%	0.60
<b>Power cost</b> (Rs./kWh)	<b>5.19</b>		<b>4.81</b> ↓	
<b>Total power consumed</b> (kWh/t of cement)	<b>69.04</b>		<b>67.54</b> ↓	
<b>Power cost</b> (Rs./t)	<b>358</b>		<b>325</b> ↓	

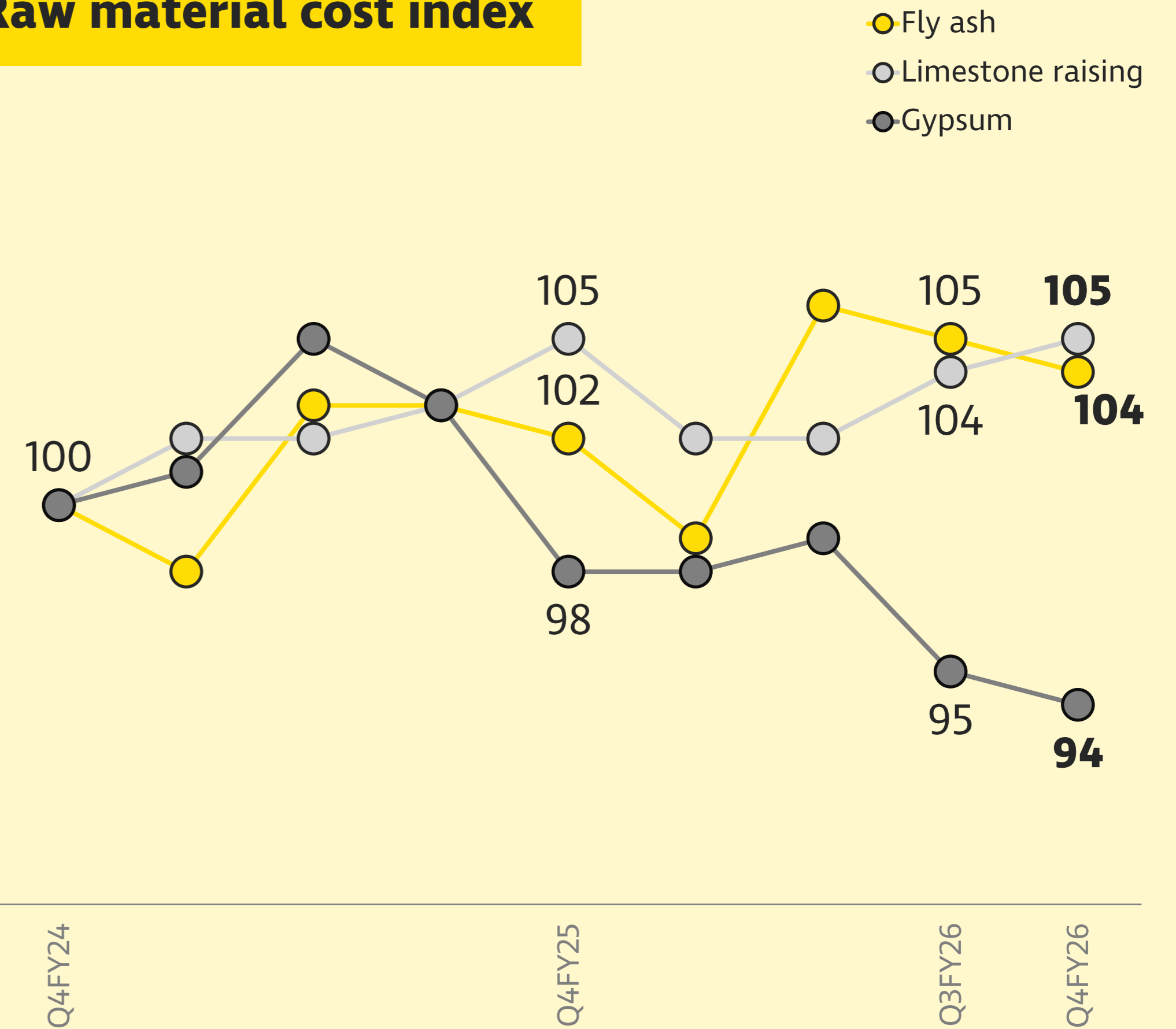
# Grey Cement: Raw material cost



## Raw material cost (Rs./t)



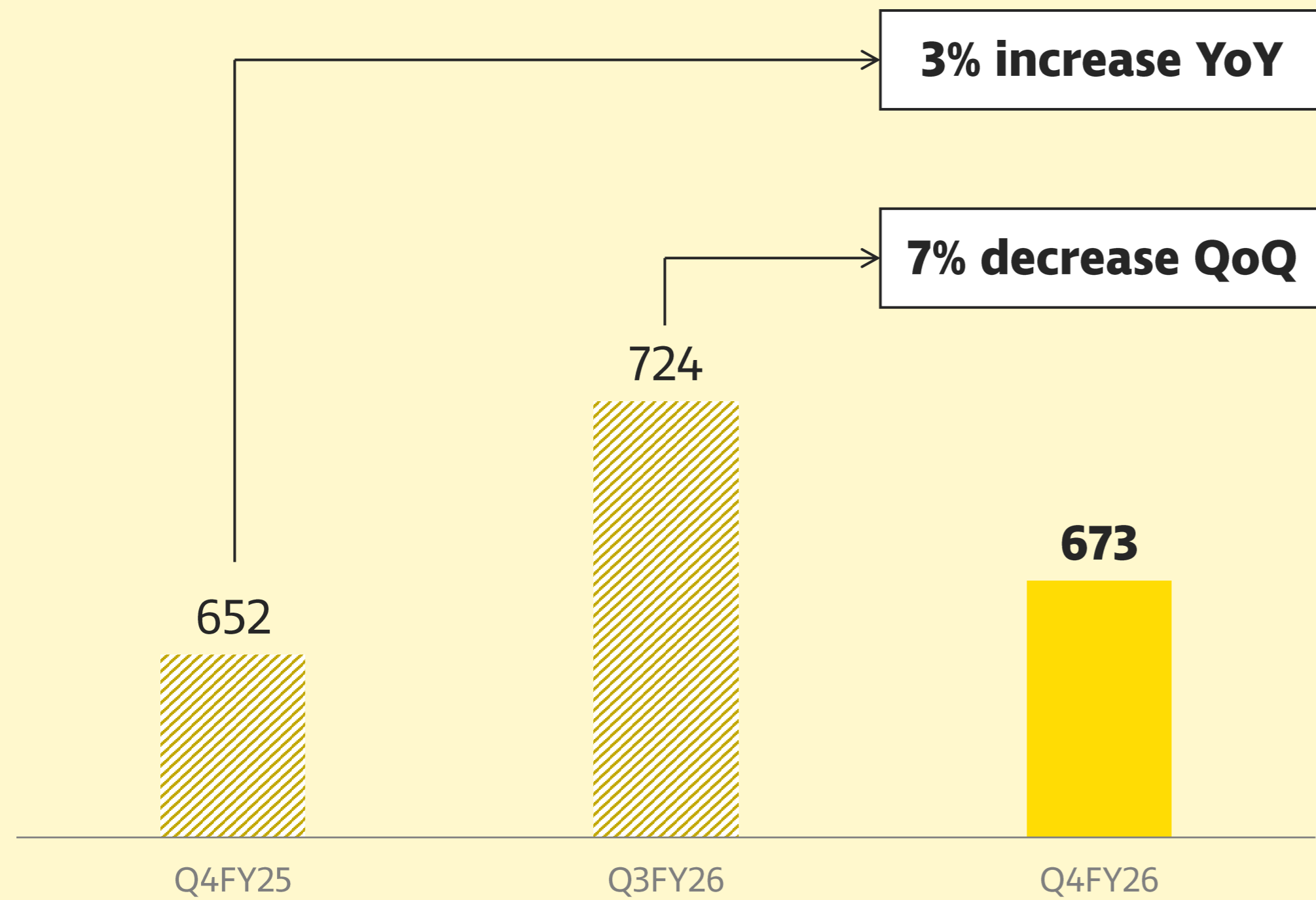
## Raw material cost index



# Other costs



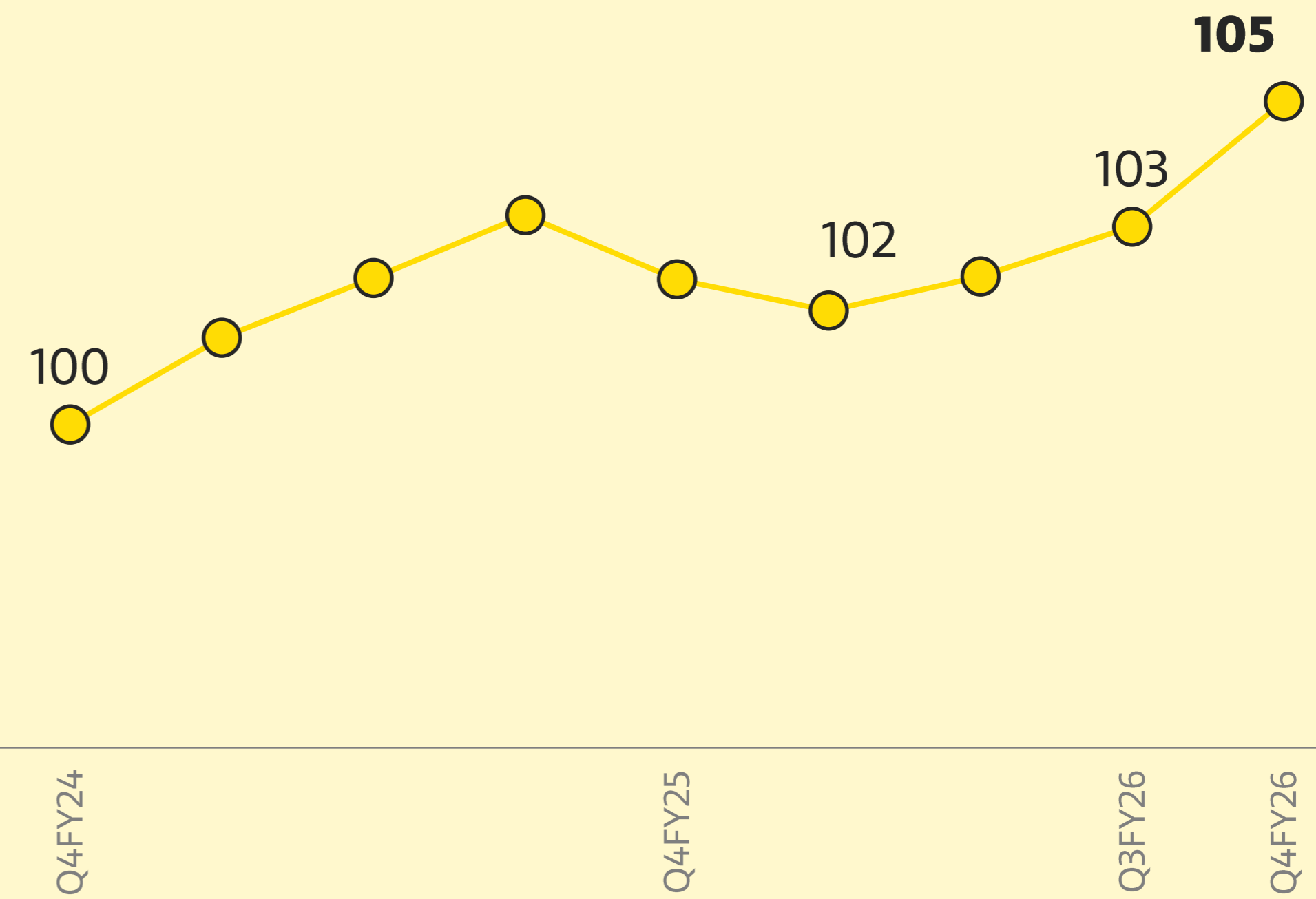
## Other costs (Rs./t)



- YoY: Higher packaging cost

- QoQ: Operating leverage benefit partly offset by higher packaging cost

## WPI



# Financial performance for the quarter (1/2)



(Rs. Cr)

Particulars	Q4FY25		Q4FY26	
	Standalone	Consolidated	Standalone	Consolidated
<b>Income:</b>				
Net sales	20,856	22,788	24,267	25,467
Other Operating income	279	275	315	333
<b>Expenses:</b>				
Raw materials consumed	3,024	3,530	3,549	4,074
Purchase of traded goods	709	583	1,715	808
Changes in inventory	213	236	211	194
Employee costs	831	982	955	1,084
Power and fuel	4,542	5,224	4,733	5,416
Logistics cost	4,880	5,176	5,574	5,635
Other expenses	2,325	2,715	2,887	2,987
<b>Total expenses</b>	<b>16,525</b>	<b>18,445</b>	<b>19,624</b>	<b>20,199</b>
<b>Operating EBITDA</b>	<b>4,610</b>	<b>4,618</b>	<b>4,958</b>	<b>5,600</b>
Other income	115	102	68	88
<b>EBITDA</b>	<b>4,725</b>	<b>4,721</b>	<b>5,026</b>	<b>5,688</b>

# Financial performance for the quarter (2/2)



(Rs. Cr)

Particulars	Q4FY25		Q4FY26	
	Standalone	Consolidated	Standalone	Consolidated
<b>EBITDA</b>	<b>4,725</b>	<b>4,721</b>	<b>5,026</b>	<b>5,688</b>
Finance costs	400	475	431	487
Depreciation and amortisation	991	1,125	1,054	1,208
Tax expenses	652	626	920	981
Share of profit / (loss) from JVs and associates	-	(11)	-	(1)
Exceptional items*	-	(9)	(23)	(11)
<b>PAT (before exceptional items)</b>	<b>2,682</b>	<b>2,484</b>	<b>2,622</b>	<b>3,011</b>
<b>PAT</b>	<b>2,682</b>	<b>2,475</b>	<b>2,599</b>	<b>3,000</b>

# Financial performance for the year (1/2)



(Rs. Cr)

Particulars	FY25		FY26	
	Standalone	Consolidated	Standalone	Consolidated
<b>Income:</b>				
Net sales	70,857	74,936	81,080	87,384
Other Operating income	1,038	1,019	1,090	1,128
<b>Expenses:</b>				
Raw materials consumed	10,589	11,822	12,332	14,568
Purchase of traded goods	2,000	1,870	4,461	2,517
Changes in inventory	(22)	12	128	103
Employee costs	3,299	3,605	3,659	4,162
Power and fuel	17,156	18,419	17,136	19,597
Logistics cost	17,023	17,460	18,466	19,169
Other expenses	9,554	10,210	10,548	11,374
<b>Total expenses</b>	<b>59,599</b>	<b>63,398</b>	<b>66,730</b>	<b>71,491</b>
<b>Operating EBITDA</b>	<b>12,296</b>	<b>12,557</b>	<b>15,439</b>	<b>17,020</b>
Other income	693	744	376	578
<b>EBITDA</b>	<b>12,990</b>	<b>13,302</b>	<b>15,816</b>	<b>17,598</b>

# Financial performance for the year (2/2)



(Rs. Cr)

Particulars	FY25		FY26	
	Standalone	Consolidated	Standalone	Consolidated
<b>EBITDA</b>	<b>12,990</b>	<b>13,302</b>	<b>15,816</b>	<b>17,598</b>
Finance costs	1,465	1,651	1,630	1,872
Depreciation and amortisation	3,739	4,015	4,055	4,644
Tax expenses	1,504	1,488	2,622	2,739
Share of profit / (loss) from JVs and associates	-	(11)	-	(16)
Exceptional items*	(88)	(97)	(104)	(139)
<b>PAT</b> (before exceptional items)	<b>6,281</b>	<b>6,115</b>	<b>7,489</b>	<b>8,305</b>
<b>PAT</b>	<b>6,193</b>	<b>6,040</b>	<b>7,405</b>	<b>8,188</b>

\*FY26: Impact of new labor codes, Impairment of investment, FY25: Stamp duty on business combinations, impairment of investment

# Financial position



(Rs. Cr)

Particulars	March 2025		March 2026	
	Standalone	Consolidated	Standalone	Consolidated
Net fixed assets	82,881	1,02,268	88,315	1,08,035
Non-current investments	12,999	1,651	12,541	1,719
Net working capital	(2,997)	(2,843)	(3,202)	(2,593)
<b>Application of funds</b>	<b>92,883</b>	<b>1,01,076</b>	<b>97,653</b>	<b>1,07,161</b>
Shareholder's fund (incl. minority interest)	69,678	73,893	74,663	80,712
Net debt	15,008	17,669	14,484	16,620
<i>Gross debt</i>	<i>19,460</i>	<i>23,031</i>	<i>19,617</i>	<i>22,781</i>
<i>Less: Treasury surplus</i>	<i>4,452</i>	<i>5,362</i>	<i>5,133</i>	<i>6,161</i>
Deferred tax liability (Net)	8,198	9,514	8,506	9,829
<b>Sources of funds</b>	<b>92,883</b>	<b>1,01,076</b>	<b>97,653</b>	<b>1,07,161</b>

# Consolidated cash flow



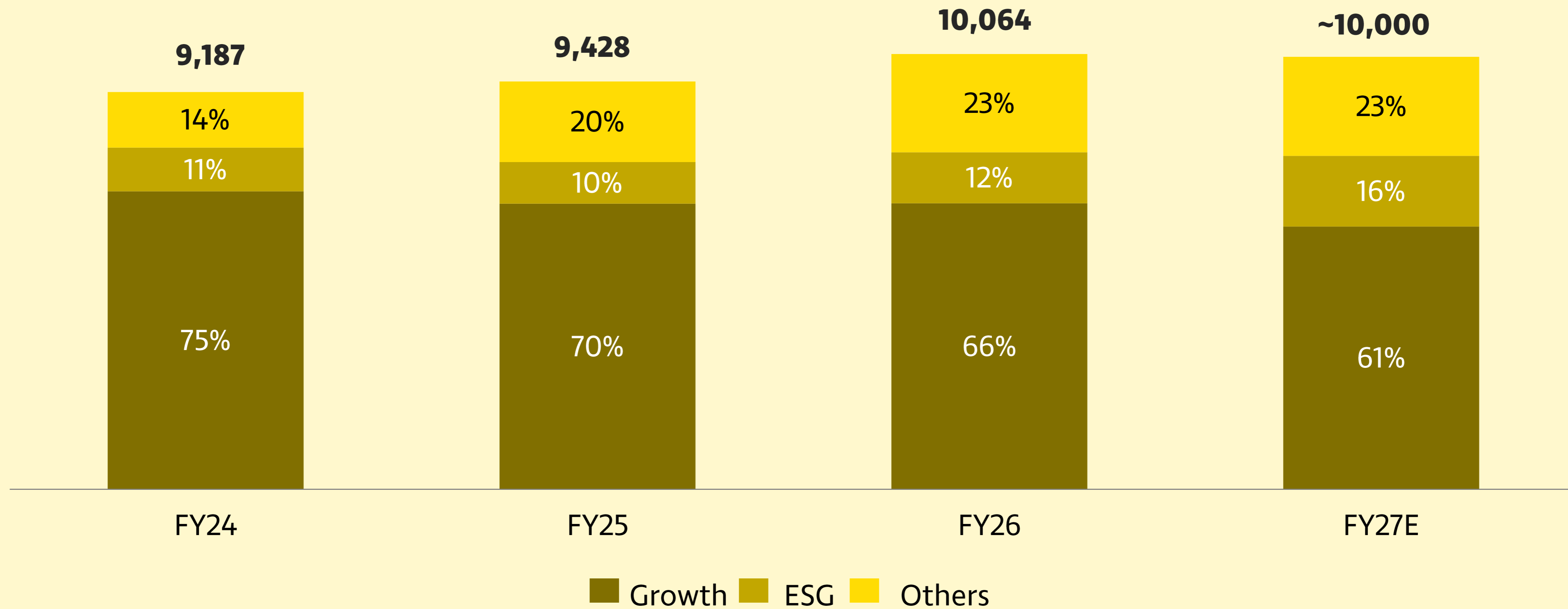
(Rs. Cr)

Particulars	FY26
<b>EBITDA</b>	<b>17,598</b>
Interest and lease payments	(2,145)
Taxes paid (Net of refunds)	(1,301)
Increase in working capital	(656)
<b>Operating cash flow</b>	<b>13,496</b>
Capex & Investments	(10,064)
Sale of: Asset held for sale & Investments	956
<b>Free cash flow to equity</b>	<b>4,388</b>
Dividend Paid	(2,273)
<b>Free cash flow</b>	<b>2,114</b>

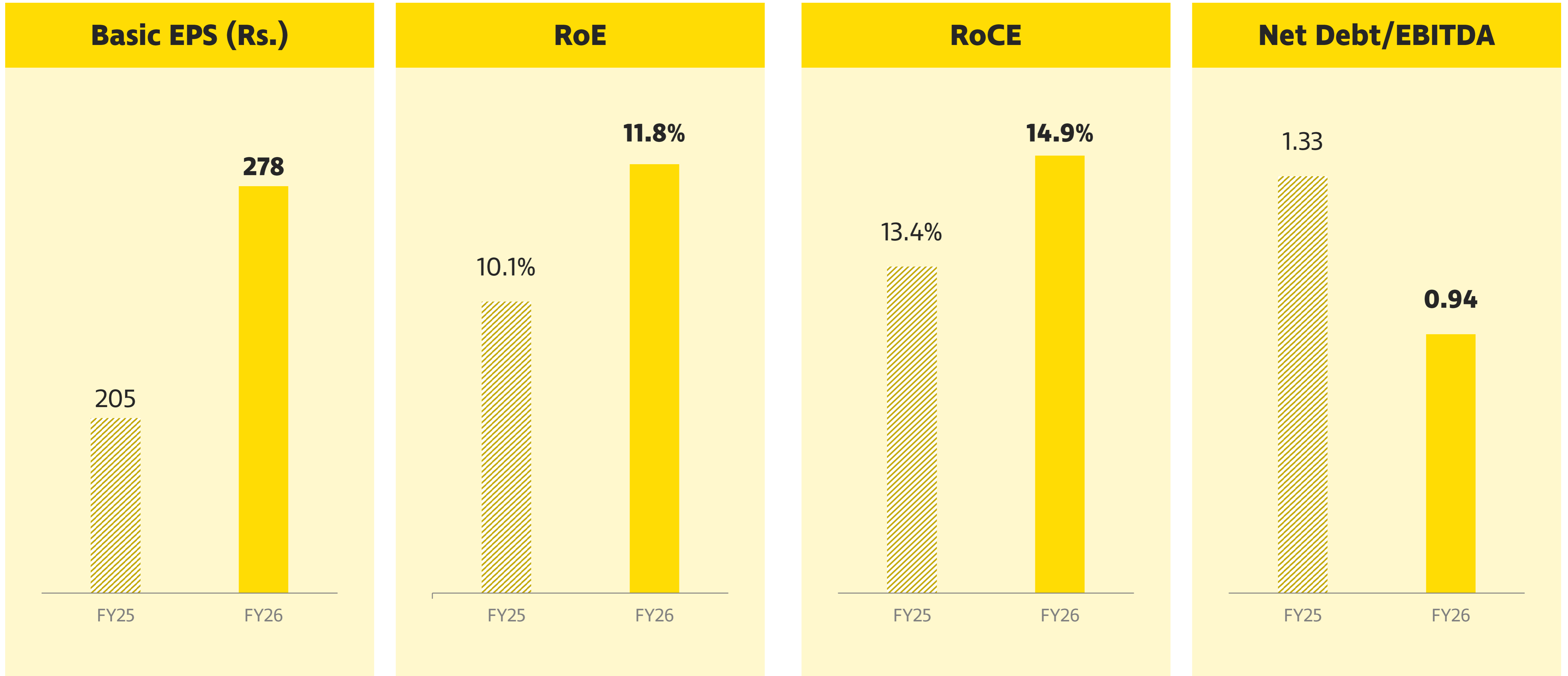
# Balancing expansion and sustainability



## Capex (Rs. Cr)



# Key Ratios



# ESG updates



Hirmi Cement Works, Chhattisgarh

# Sustainability Progress



## FY26 Performance

### Climate and Energy

**Scope 1 Net CO<sub>2</sub> Emission**  
(kg CO<sub>2</sub>/t cement)

539

462  
FY32 Target

1.1% YoY ↓

### Environment

**Water Positive**  
(times)

5.1x

### Circular Economy

**Alternative Raw Materials and Fuel**  
(MnT)

49.4

25.7% YoY ↑

### Green Power

**Green Power Mix**  
(% of total power)

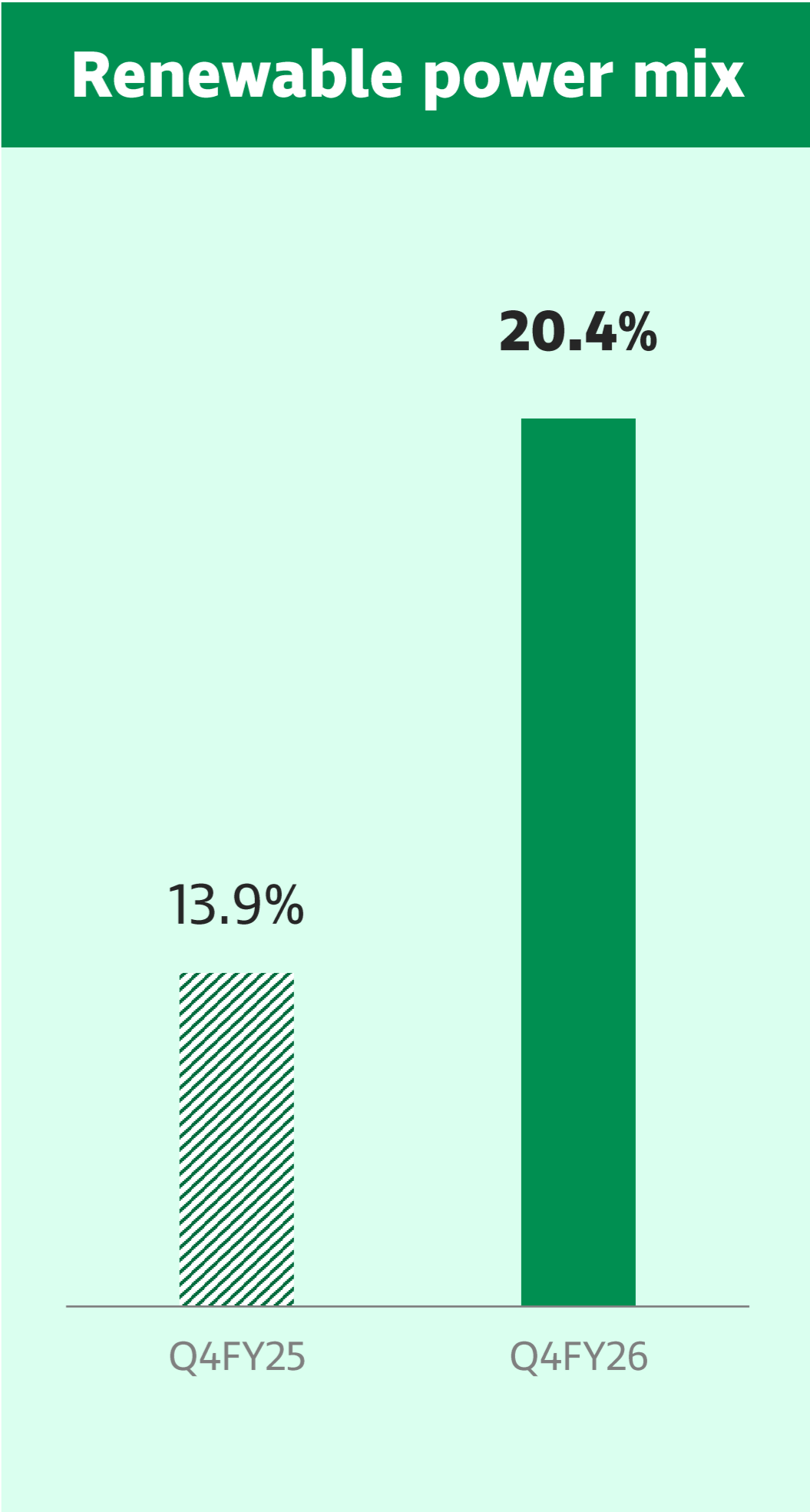
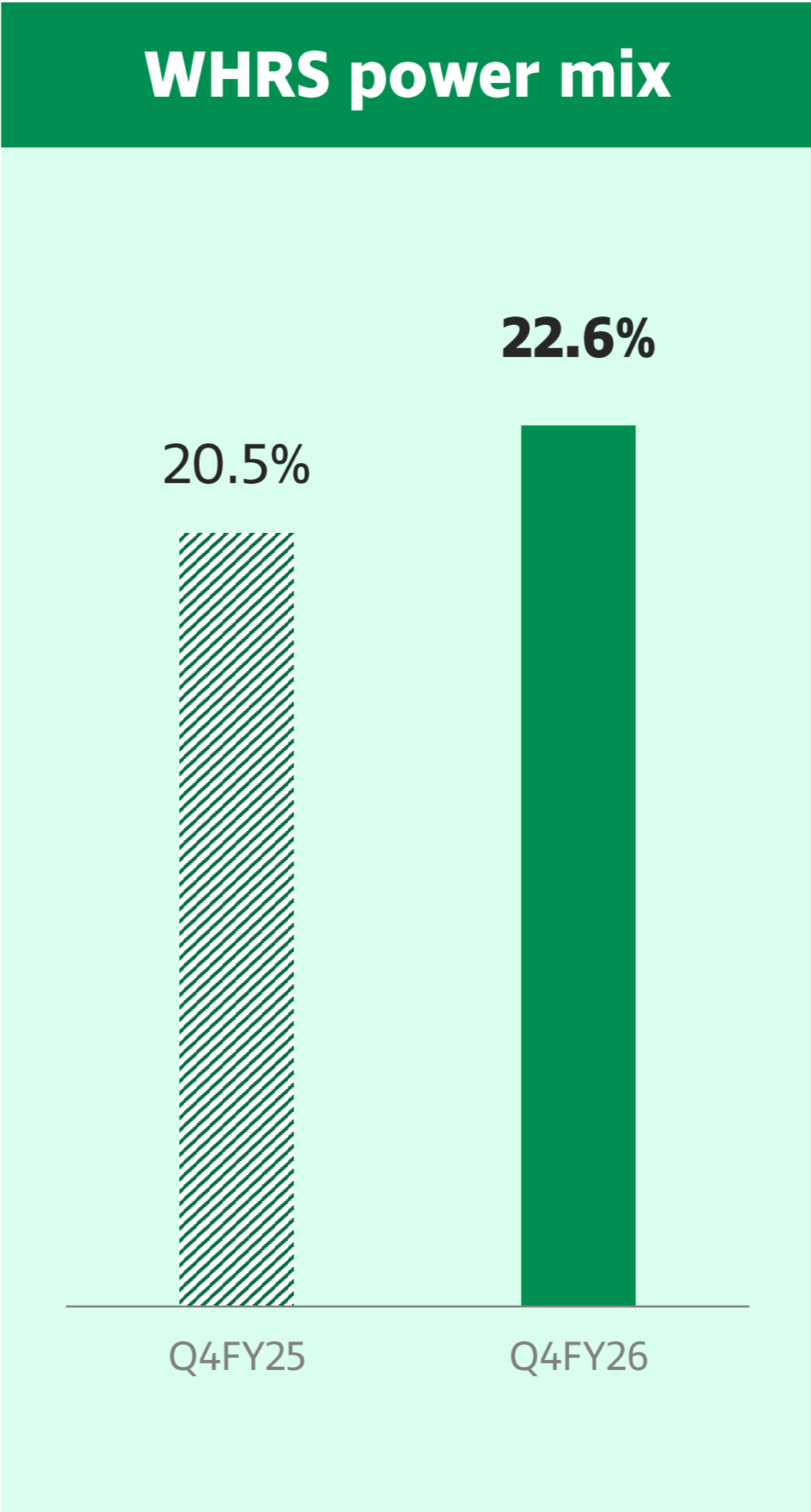
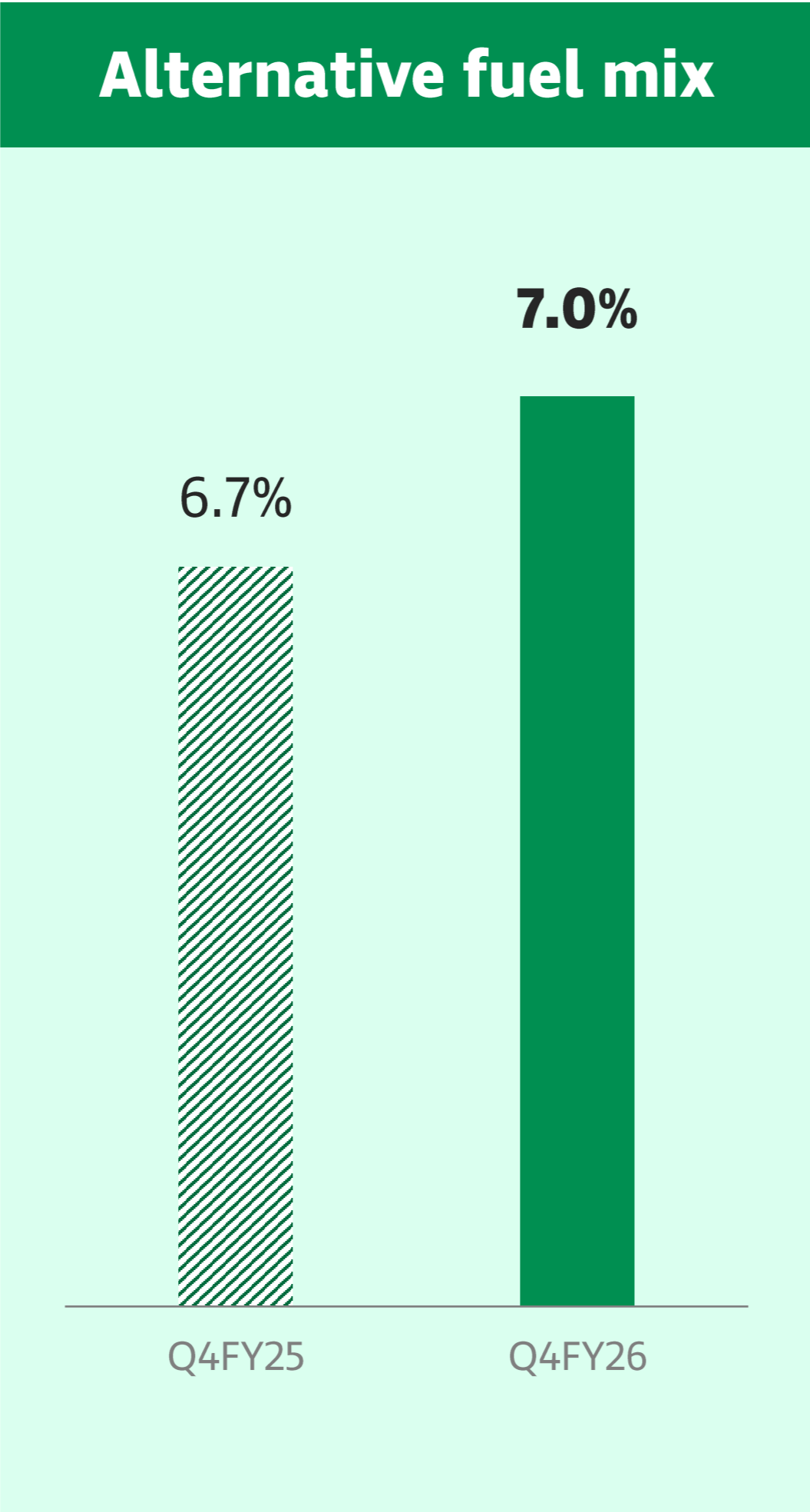
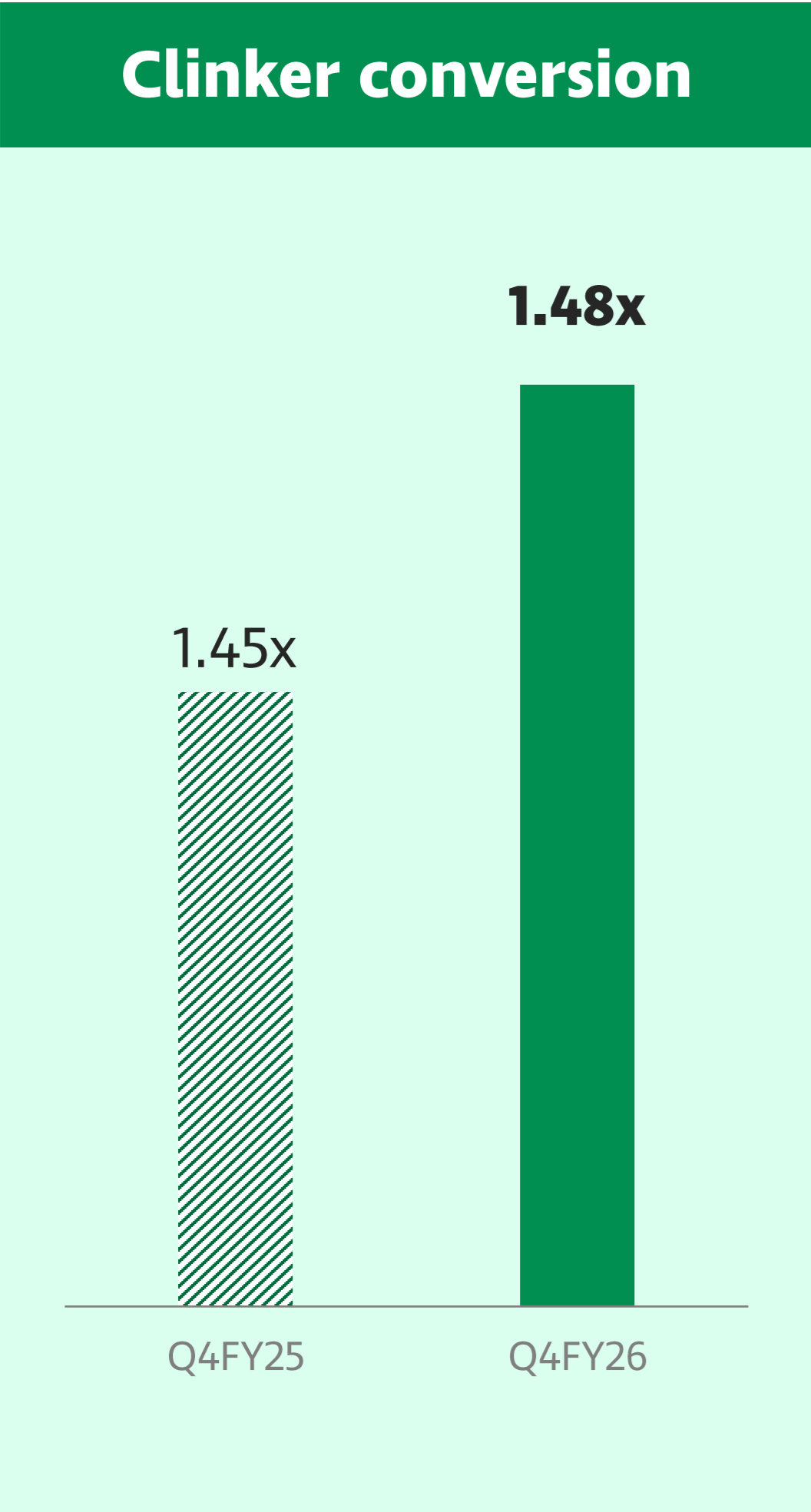
41.6%

85%  
FY30 Target

27.4% YoY ↑



# ESG metrics



# ESG Ratings



**S&P Dow Jones Indices**  
A Division of **S&P Global**

---

**71**  
S&P Global CSA Score  
(2025)

---

**CDP**

---

**B**  
Climate Action and  
Water Security  
(2025)

---

**Crisil**  
a company of **S&P Global**

---

**57**  
ESG Score  
(2023)

---

**MSCI**

---

**BB**  
ESG Rating  
(2025)

---

**NSE**

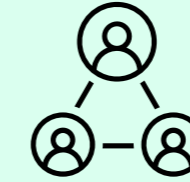
---

**61**  
NSE Sustainability  
Ratings & Analytics  
(2024)

---

# Strengthening rural communities

## Turning Rain into Resilience: Jhaprahwa, Uttar Pradesh

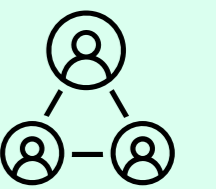


- Village Jhaprahwa near Dalla Cement Works faced chronic water scarcity, soil erosion, and agricultural stress. To address this, a check dam was constructed.
- Despite logistical and terrain challenges, the project was completed swiftly through community participation and tailored engineering solutions. The intervention now conserves an estimated 1.5–2.0 million litres of water annually.
- Over 3,000 villagers and 200 marginal farmers have benefited through reliable water access, better crop yields, and reduced dependency on external sources, supporting UltraTech's water-positivity and sustainability goals.



Dalla Cement Works

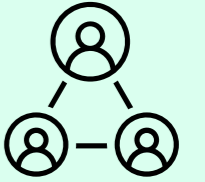
## Reddipalayam Cement Works rejuvenates nine lakes in Ariyalur, Tamil Nadu



- The rejuvenation of water bodies undertaken by Reddipalayam Cement Works, has come as a boost to conserve water in Ariyalur district.
- Under the community water conservation project, the Company has so far completed rejuvenation work in 16 water bodies.
- It has cumulatively harvested and recharged over 1 million cubic meters of water since the start of the project and benefited around 24,000 farmers.

# Strengthening rural communities

## Waste to Wealth: Project by Andhra Pradesh Cement Works



- Tadipatri banana cluster generates ~41,000 MT p.a. of pseudostem waste, earlier burnt or discarded, causing emissions and resource loss.
- UltraTech intervened and launched Project Uday which applies a circular economy model converting banana biomass into fibre products, compost and organic inputs through a partnership-led execution involving MusaFibral (technical training and product development) and the Vikasa Cooperative (community mobilisation).
- This project has established a zero-waste value chain covering biomass aggregation, fibre extraction and value-added manufacturing.
- Within three months, ~800 MT of waste was diverted from burning, while women artisans now earn Rs. 6,000–9,000 per month through market-linked eco-friendly products.



# Other CSR Initiatives



Gujarat Cement Works



Dalla Cement Works

**1,60,566**

beneficiaries of various healthcare initiatives



Sewagram Cement Works



Dhar Cement Works

**2,15,172**

beneficiaries of village infrastructure initiatives



Kotputli Cement Works



Aditya Cement Works

**2,236**

beneficiaries of skill development programs



Manikgarh Cement Works



Andhra Pradesh Cement Works

**49,264**

beneficiaries of social reform initiatives

# Continued recognition for energy leadership



## Gold Award at IGMC 2025

Patliputra Cement Works has been honoured at the India Green Manufacturing Challenge (IGMC) with Gold Award by the Indian Resources and Industrial Management (IRIM). This recognition validates the Company's world-class systems and the consistent progress towards sustainability leadership.



## Gold Award at 3<sup>rd</sup> FICCI Awards

UltraTech Cement Limited reaffirms sustainability leadership with Gold at 3<sup>rd</sup> FICCI Awards for Sustainable Industrial Practices. The award signifies UltraTech's significant and quantifiable contributions towards developing and promoting the use of cleaner technologies, resilient industrial processes, and best practices for protection, in their operations.





2020+  
MTPA

# Disclaimer



Statements in this 'presentation' describing the Company's objectives, estimates, expectations or predictions may be "forward looking statements" within the meaning of applicable securities laws and regulations. Actual results could differ materially from those expressed or implied. Important factors that could make difference to the Company's operations include global and Indian demand supply conditions, finished goods prices, feedstock availability and prices, cyclical demand and pricing in the Company's principal markets, changes in governmental regulations, tax regimes, economic developments within India and the countries within which the Company conducts business and other factors such as litigation and labour negotiations. The Company assumes no responsibility to publicly amend, modify or revise any forward-looking statement, due to any subsequent development, information or events, or otherwise.

## **UltraTech Cement Limited**

Registered Office: Ahura Centre, Mahakali Caves Road, Andheri (East), Mumbai – 400093.

CIN: L26940MH2000PLC128420

Website: [www.ultratechcement.com](http://www.ultratechcement.com)

Email: [investorrelations.utcl@adityabirla.com](mailto:investorrelations.utcl@adityabirla.com)