

**ANNEXURE 9**

The financial details and capital evolution of the transferee/resulting and transferor/demerged companies for the previous 3 years as per the audited statement of Accounts:


Name of the Company: UltraTech Cement Limited (Transferee Company)

(Rs. in Crores)


|   | As per last Audited Financial Year | 1 year prior to the last Audited Financial Year | 2 year prior to the last Audited Financial Year |
|---|------------------------------------|---|---|
| Equity Paid up Capital  | 274.18                             | 274.07  | 274.04  |
| Reserves and surplus  | 14960.64                           | 12585.75  | 10666.04  |
| Carry forward losses  | -                                  | -   | -   |
| Net Worth   | 15234.82                           | 12859.82  | 10666.04  |
| Miscellaneous Expenditure                                     | -                                  | -   | -   |
| Secured Loans (incl. Current Maturities of long term debts)   | 2655.98                            | 2160.34   | 2789.76   |
| Unsecured Loans (incl. Current Maturities of long term debts) | 2752.56                            | 1992.53   | 1354.86   |
| Fixed Assets  | 16627.73                           | 13530.81  | 12082.08  |
| Income from Operations  | 20017.94                           | 18158.28  | 13312.58  |
| Total Income  | 20479.94                           | 18681.72  | 13468.03  |
| Total Expenditure   | 16654.54                           | 15288.85  | 11679.73  |
| Profit before Tax   | 3825.40                            | 3392.87   | 1788.30   |
| Profit after Tax  | 2655.43                            | 2446.19   | 1404.23   |
| Cash profit   | 3768.95                            | 3356.47   | 2166.72   |
| EPS   | 96.87                              | 89.26   | 62.74   |
| Book value (per share)  | 556                                | 469   | 389   |

Details of Capital evolution of the Transferee Company:

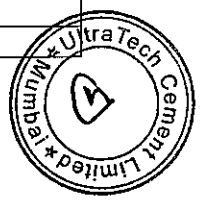
| Date of Issue | No. of shares issued | Issue Price (Rs.) | Type of Issue   | Cumulative capital (No of shares) | Whether listed, if not listed, give reasons thereof |
|---------------|----------------------|-------------------|---|-----------------------------------|---|
| 24.08.2000    | 7                    | 10                | Issued shares to the subscribers.   | 7                                 | Yes   |
| 30.12.2000    | 2,99,99,993          | 10                | Further allotment to the subscribers  | 3,00,00,000                       | Yes   |
| 14.05.2004    | (51,22,816)          | 10                | Extinguished in terms of the Scheme of Arrangement between Larsen & Toubro Limited (L&T), the Company and their respective shareholders & creditors | 2,48,77,184                       | Yes   |




|            |              |                   |  |              |     |
|------------|--------------|-------------------|--|--------------|-----|
|            |              |                   | ("Scheme of Arrangement")  |              |     |
| 31.05.2004 | 9,95,21,437  | 10                | Allotted to the shareholders of L&T pursuant to the Scheme of Arrangement  | 12,43,98,621 | Yes |
| 14.06.2006 | 87,258       | 10                | Allotted to the shareholders of Narmada Cement Company Limited (NCCL) pursuant to the Scheme of Amalgamation of NCCL with the Company. | 12,44,85,879 | Yes |
| 08.03.2010 | 1,200        | 606               | Allotted to employee of the Company under Employee Stock Option Scheme - 2006  | 12,44,87,079 | Yes |
| 25.08.2010 | 14,95,33,469 | 10                | Allotment pursuant to the Scheme of Amalgamation of Samruddhi Cement Limited with the Company  | 27,40,20,548 | Yes |
| 07.09.2010 | 920          | 606               | Allotted to employee of the Company under Employee Stock Option Scheme - 2006  | 27,40,21,468 | Yes |
| 05.10.2010 | 2,116        | 606<br>794<br>709 | Allotted to employee of the Company under Employee Stock Option Scheme - 2006  | 27,40,23,584 | Yes |
| 10.11.10   | 4,963        | 606<br>794<br>709 | Allotted to employee of the Company under Employee Stock Option Scheme - 2006  | 27,40,28,547 | Yes |
| 03.12.10   | 4,501        | 606<br>794<br>709 | Allotted to employee of the Company under Employee Stock Option Scheme - 2006  | 27,40,33,048 | Yes |
| 06.01.2011 | 1,630        | 606<br>794<br>709 | Allotted to employee of the Company under Employee Stock Option Scheme - 2006  | 27,40,34,678 | Yes |
| 07.02.2011 | 1,017        | 606<br>709        | Allotted to employee of the Company under Employee Stock   | 27,40,35,695 | Yes |



|            |       |                   |   |              |     |
|------------|-------|-------------------|---|--------------|-----|
|            |       |                   | Option Scheme - 2006  |              |     |
| 03.03.2011 | 1,110 | 794<br>709        | Allotted to employee of the Company under Employee Stock Option Scheme - 2006 | 27,40,36,805 | Yes |
| 31.03.2011 | 4,860 | 794<br>606        | Allotted to employee of the Company under Employee Stock Option Scheme - 2006 | 27,40,41,665 | Yes |
| 05.05.2011 | 4,210 | 709<br>606        | Allotted to employee of the Company under Employee Stock Option Scheme - 2006 | 27,40,45,875 | Yes |
| 06.06.2011 | 1,559 | 709<br>606        | Allotted to employee of the Company under Employee Stock Option Scheme - 2006 | 27,40,47,434 | Yes |
| 07.07.2011 | 2,234 | 709<br>606        | Allotted to employee of the Company under Employee Stock Option Scheme - 2006 | 27,40,49,668 | Yes |
| 02.08.2011 | 810   | 709               | Allotted to employee of the Company under Employee Stock Option Scheme - 2006 | 27,40,50,478 | Yes |
| 06.09.2011 | 2,711 | 794<br>709<br>606 | Allotted to employee of the Company under Employee Stock Option Scheme - 2006 | 27,40,53,189 | Yes |
| 10.10.2011 | 1,380 | 606               | Allotted to employee of the Company under Employee Stock Option Scheme - 2006 | 27,40,54,569 | Yes |
| 10.11.2011 | 3,431 | 606<br>709        | Allotted to employee of the Company under Employee Stock Option Scheme - 2006 | 27,40,58,000 | Yes |
| 07.12.2011 | 1,992 | 606<br>709        | Allotted to employee of the Company under Employee Stock Option Scheme - 2006 | 27,40,59,992 | Yes |
| 04.01.2012 | 990   | 794               | Allotted to   | 27,40,60,982 | Yes |



|            |        |                            |   |              |     |
|------------|--------|----------------------------|---|--------------|-----|
|            |        |                            | employee of the Company under Employee Stock Option Scheme - 2006             |              |     |
| 05.03.2012 | 3,672  | 794<br>709<br>606          | Allotted to employee of the Company under Employee Stock Option Scheme - 2006 | 27,40,64,654 | Yes |
| 29.03.2012 | 647    | 709                        | Allotted to employee of the Company under Employee Stock Option Scheme - 2006 | 27,40,65,301 | Yes |
| 04.05.2012 | 5,440  | 606                        | Allotted to employee of the Company under Employee Stock Option Scheme - 2006 | 27,40,70,741 | Yes |
| 01.06.2012 | 13,396 | 606<br>709                 | Allotted to employee of the Company under Employee Stock Option Scheme - 2006 | 27,40,84,137 | Yes |
| 03.07.2012 | 720    | 794                        | Allotted to employee of the Company under Employee Stock Option Scheme - 2006 | 27,40,84,857 | Yes |
| 03.08.2012 | 4,713  | 606<br>709                 | Allotted to employee of the Company under Employee Stock Option Scheme - 2006 | 27,40,89,570 | Yes |
| 03.09.2012 | 5,665  | 606<br>709<br>794<br>1,061 | Allotted to employee of the Company under Employee Stock Option Scheme - 2006 | 27,40,95,235 | Yes |
| 03.10.2012 | 5,103  | 709                        | Allotted to employee of the Company under Employee Stock Option Scheme - 2006 | 27,41,00,338 | Yes |
| 02.11.2012 | 56,172 | 606<br>709<br>794          | Allotted to employee of the Company under Employee Stock Option Scheme - 2006 | 27,41,56,510 | Yes |
| 06.12.2012 | 6,853  | 606<br>709                 | Allotted to employee of the Company under Employee Stock                      | 27,41,63,363 | Yes |



|            |        |                           |   |              |     |
|------------|--------|---------------------------|---|--------------|-----|
|            |        |                           | Option Scheme - 2006  |              |     |
| 24.12.2012 | 15     | 10                        | Allotment of shares kept in abeyance  | 27,41,63,378 | Yes |
| 04.01.2013 | 2,325  | 709                       | Allotted to employee of the Company under Employee Stock Option Scheme - 2006 | 27,41,65,703 | Yes |
| 04.02.2013 | 4,055  | 709<br>794                | Allotted to employee of the Company under Employee Stock Option Scheme - 2006 | 27,41,69,758 | Yes |
| 05.03.2013 | 6,439  | 709<br>794                | Allotted to employee of the Company under Employee Stock Option Scheme - 2006 | 27,41,76,197 | Yes |
| 25.03.2013 | 3,720  | 709                       | Allotted to employee of the Company under Employee Stock Option Scheme - 2006 | 274,179,917  | Yes |
| 03.05.2013 | 2,056  | 606<br>709                | Allotted to employee of the Company under Employee Stock Option Scheme - 2006 | 274,181,973  | Yes |
| 03.06.2013 | 538    | 709                       | Allotted to employee of the Company under Employee Stock Option Scheme - 2006 | 274,182,511  | Yes |
| 03.07.2013 | 8,982  | 606<br>655<br>709<br>974  | Allotted to employee of the Company under Employee Stock Option Scheme - 2006 | 27,41,91,493 | Yes |
| 02.08.2013 | 5,048  | 606<br>709                | Allotted to employee of the Company under Employee Stock Option Scheme - 2006 | 27,41,96,541 | Yes |
| 02.09.2013 | 13,958 | 606<br>655<br>709<br>1061 | Allotted to employee of the Company under Employee Stock Option Scheme - 2006 | 27,42,10,499 | Yes |



The financial details and capital evolution of the Transferor/ Demerged Company for the previous 3 years as per the audited statement of Accounts:

Name of the Company : JAYPEE CEMENT CORPORATION LIMITED (The Transferor Company)

Rs. In Crores

|  | 2012-13(9 months ended<br>31st March, 2013) | 2011-12 (15 months<br>ended 30th June, 2012) | 2010-11(12 months ended<br>31st March, 2011) |
|--|---|--|--|
| Equity Paid Up Capital   | 627.50                                      | 600.50                                       | 13.00  |
| Reserves and Surplus<br>inclusive of carry forward<br>losses/gains | (438.53)                                    | (23.57)                                      | (34.52)                                      |
| Carry forward losses   | (1,053.03)                                  | (611.07)                                     | (34.52)                                      |
| Net Worth  | 188.97                                      | 576.93                                       | (21.52)                                      |
| Secured Loans  | 3539.59                                     | 3574.30                                      | -  |
| Unsecured Loans  | 20.15                                       | 372.59                                       | 70.01  |
| Fixed Assets   | 7887.62                                     | 7858.22                                      | 36.97  |
| Income from Operations   | 1560.60                                     | 1693.68                                      | 0.47   |
| Total Income   | 1561.60                                     | 1699.93                                      | 0.47   |
| Total Expenditure  | 2186.02                                     | 2353.04                                      | 24.60  |
| Profit before Tax  | (623.28)                                    | (659.36)                                     | (24.13)                                      |
| Profit after Tax   | (441.96)                                    | (576.55)                                     | (23.33)                                      |
| EPS  | (7.00)                                      | (47.00)                                      | (17.95)                                      |
| Book value per share of<br>Rs.10 each                              | 3.01  | 9.61   | (16.55)                                      |



## Jaypee Cement Corporation Limited

### Evolution of Equity Share Capital

| S.No. | Year         | No. of Shares Issued | Issue Price (Rs.)                     | Type of Issue  | Cumulative Capital ( No. of Shares ) | Whether listed, if not listed, give reasons thereof |
|-------|--------------|----------------------|---------------------------------------|--|--------------------------------------|---|
| (1)   | (2)          | (4)                  | (5)                                   | (6)  | (7)                                  | (8)   |
| 1     | 1996-1997    | 70                   | Rs. 10 Per Share                      | Equity Shares issued against Cash                          | 70                                   | Not listed  |
| 2     | 1997-1998    | -                    |                                       |  | 70                                   | Not listed  |
| 3     | 1998-1999    | -                    |                                       |  | 70                                   | Not listed  |
| 4     | 1999-2000    | -                    |                                       |  | 70                                   | Not listed  |
| 5     | 2000-2001    | 13,182               | Rs. 10 Per Share                      | Equity Shares issued against Cash                          | 13,252                               | Not listed  |
| 6     | 2001-2002    | -                    |                                       |  | 13,252                               | Not listed  |
| 7     | 2002-2003    | -                    |                                       |  | 13,252                               | Not listed  |
| 8     | 2003-2004    | -                    |                                       |  | 13,252                               | Not listed  |
| 9     | 2004-2005    | -                    |                                       |  | 13,252                               | Not listed  |
| 10    | 2005-2006    | -                    |                                       |  | 13,252                               | Not listed  |
| 11    | 2006-2007    | 9,986,748            | Rs. 10 Per Share                      | Equity Shares issued against Cash                          | 10,000,000                           | Not listed  |
| 12    | 2007-2008    | -                    |                                       |  | 10,000,000                           | Not listed  |
| 13    | 2008-2009    | 3,000,000            | Rs. 10 Per Share                      | Equity Shares issued against Cash                          | 13,000,000                           | Not listed  |
| 14    | 2009-2010    | -                    |                                       |  | 13,000,000                           | Not listed  |
| 15    | 2010-2011    | -                    |                                       |  | 13,000,000                           | Not listed  |
| 16    | 2011-2012    | 87,500,000           | Issued at premium of Rs. 10 per share | Equity Shares issued against Cash                          | 100,500,000                          | Not listed  |
|       | (30.06.2012) | 500,000,000          | Issued at premium of Rs. 10 per share | Equity Shares issued against consideration other than cash | 600,500,000                          | Not listed  |
| 17    | 2012-2013    | 27,000,000           | Issued at premium of Rs. 10 per share | Equity Shares issued against cash                          | 627,500,000                          | Not listed  |

### Evolution of Preference Share Capital

|   |         |             |                   |  |             |            |
|---|---------|-------------|-------------------|--|-------------|------------|
| 1 | 2012-13 | 100,000,000 | Rs. 100 Per Share | Preference Shares issued against consideration other than cash | 100,000,000 | Not listed |
|---|---------|-------------|-------------------|--|-------------|------------|

